

PROFİLLER - PROFILES

**ALFORE**<sup>®</sup>

ALFORE 55'LİK SERİ

YALITIMLI AÇILIR SİSTEM

INSULATED OPENING SYSTEM

- PH** Plastik Hizalama | **KH** Krom Hizalama | **DB** Dik Bağlantı | **PT** Pres Takoz | **VT** Vidalı Takoz | **AK** Adaptör Kapığı  
Plastic Corner Alignment | Chrome Corner Alignment | Transom-Mullion Cleat | Corner Cleat Profile | Corner Spring | Adapter Cap
- Kertme** | **Takoz Punch** | **Köşe Pres** | **Testere** | **Hızlı Yapıştırıcı** | **Silikon** | **Falçata** | **Tokmak** | **Ambalaj Miktarı**  
Notching | Manual Punch | Press Tool | Saw | Adhesive | Sealant | Curved Knife | Mallet | Packing Unit
- Delik Çapı** | **Yalıtım Bantı**  
Drilling Jig | Insulation Tape

### Kasa Profili 1,4 mm.

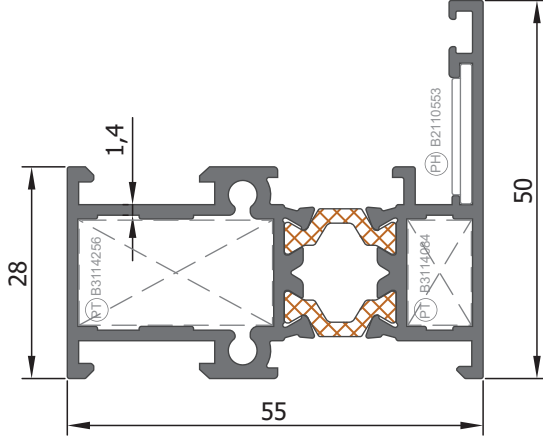
Frame Profile

**5538**

**1,24 Kg/m**

Jx: 15,14 cm<sup>4</sup>

Jx: 5,26 cm<sup>4</sup>



### Kasa Profili 1,9 mm.

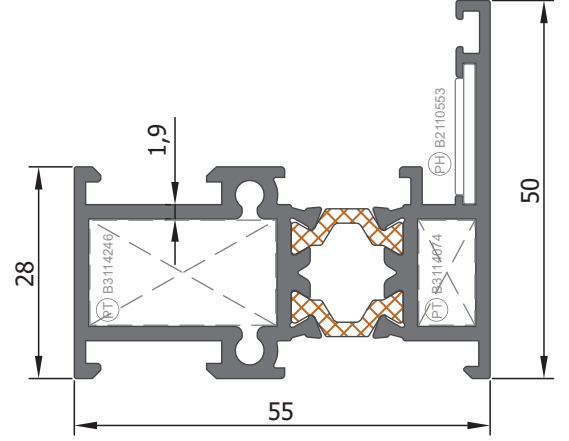
Frame Profile

**5501**

**1,37 Kg/m**

Jx: 17,23 cm<sup>4</sup>

Jx: 5,60 cm<sup>4</sup>



### Kasa Profili 1.4 mm.

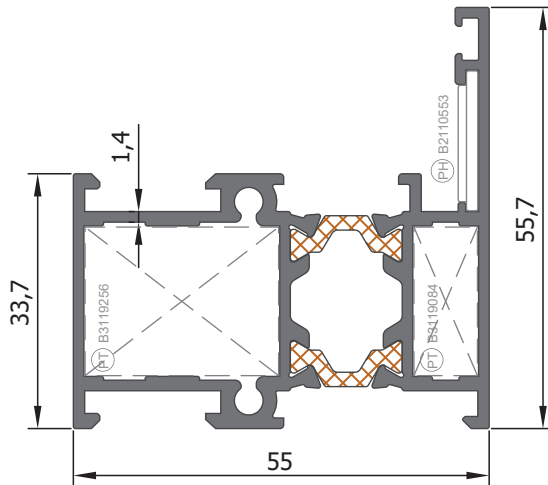
Frame Profile

**5539**

**1,33 Kg/m**

Jx: 16,79 cm<sup>4</sup>

Jx: 7,89 cm<sup>4</sup>



### Kasa Profili 1.9 mm.

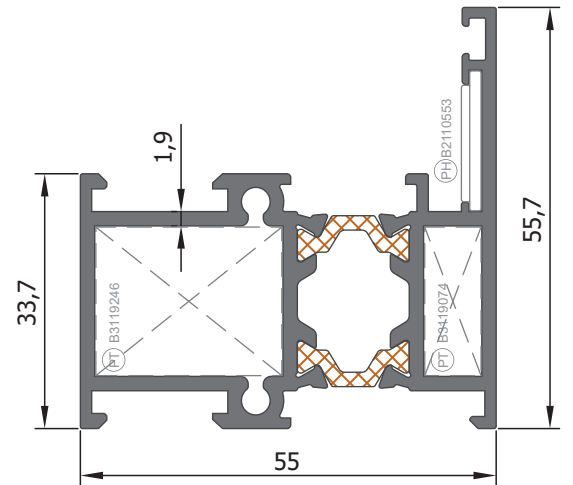
Frame Profile

**5502**

**1,49 Kg/m**

Jx: 19,31 cm<sup>4</sup>

Jx: 8,49 cm<sup>4</sup>



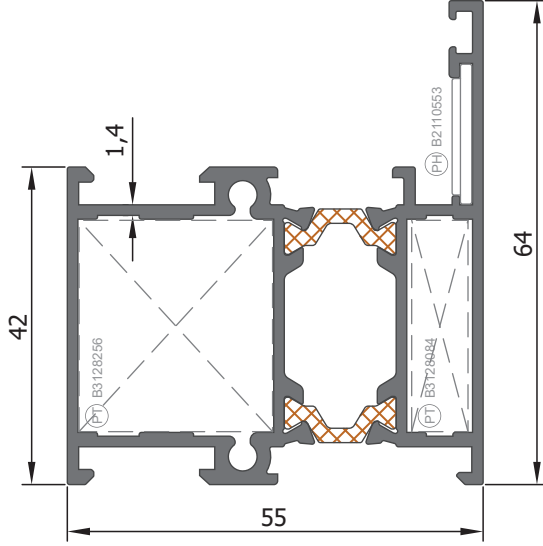
Kasa Profili 1.4 mm.  
Frame Profile

5540

1,45 Kg/m

Jx: 19,84 cm<sup>4</sup>

Jx: 12,61 cm<sup>4</sup>



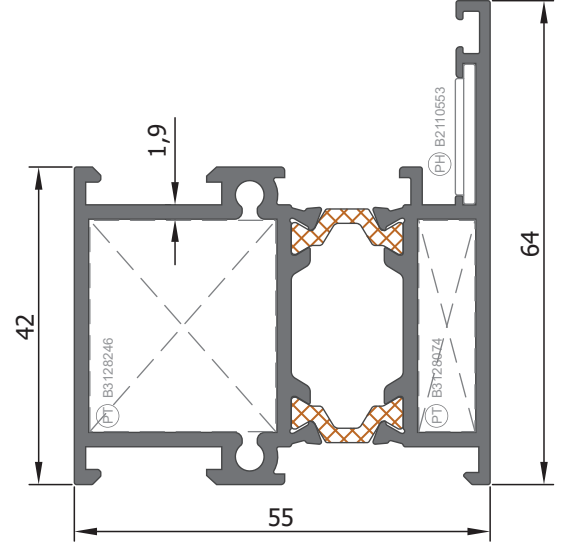
Kasa Profili 1.9 mm.  
Frame Profile

5503

1,67 Kg/m

Jx: 22,85 cm<sup>4</sup>

Jx: 13,91 cm<sup>4</sup>



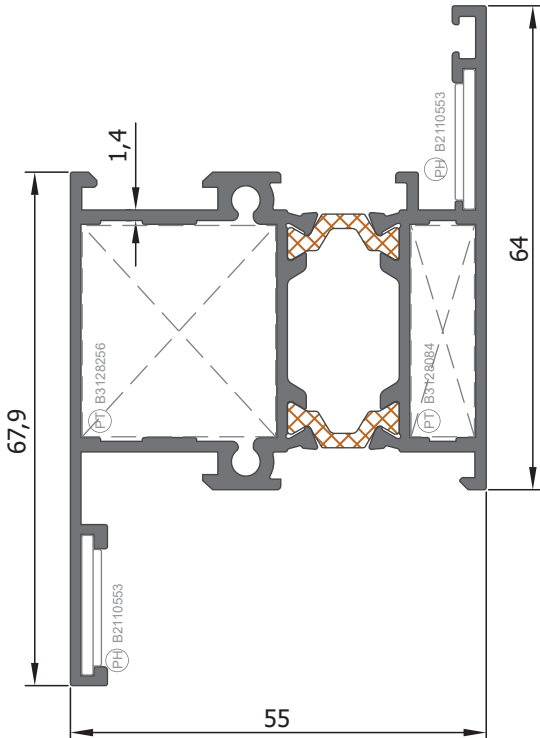
Pervazlı Kasa Profili 1.4 mm.  
Armature Frame Profile

5541

1,58 Kg/m

Jx: 29,91 cm<sup>4</sup>

Jx: 13,17 cm<sup>4</sup>



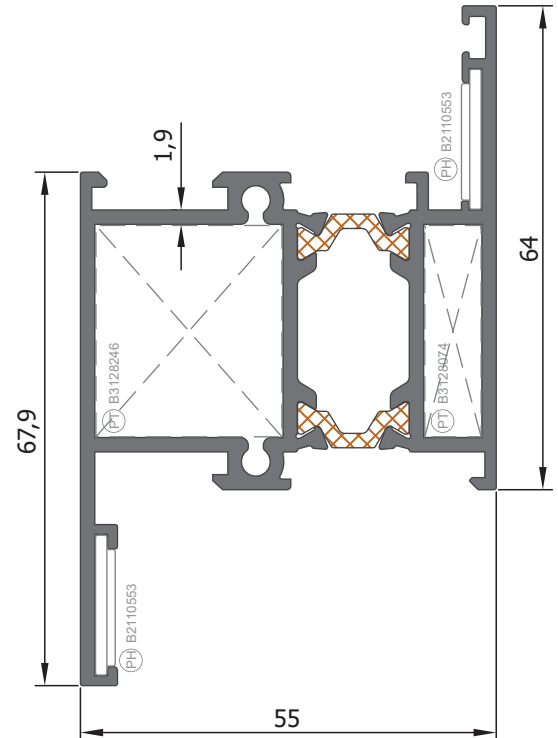
Pervazlı Kasa Profili 1.9 mm.  
Armature Frame Profile

5504

1,83 Kg/m

Jx: 34,87 cm<sup>4</sup>

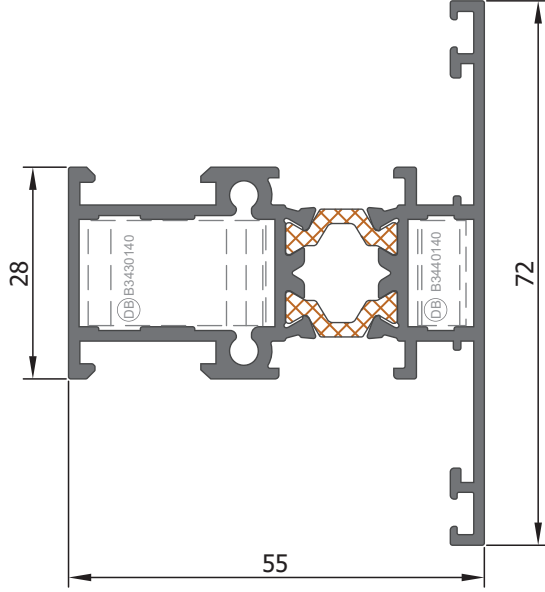
Jx: 14,89 cm<sup>4</sup>



Orta Kayıt Profili 1.4 mm.  
Transom Profile

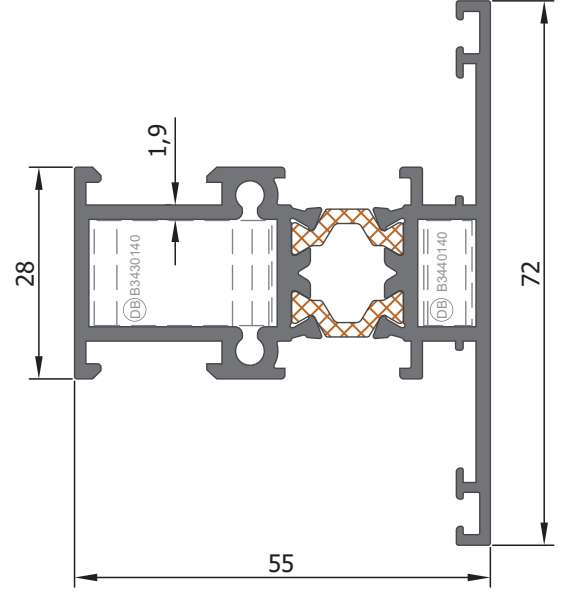
5542

1,38 Kg/m

Jx: 16,36 cm<sup>4</sup>Jx: 9,70 cm<sup>4</sup>Orta Kayıt Profili 1.9 mm.  
Transom Profile

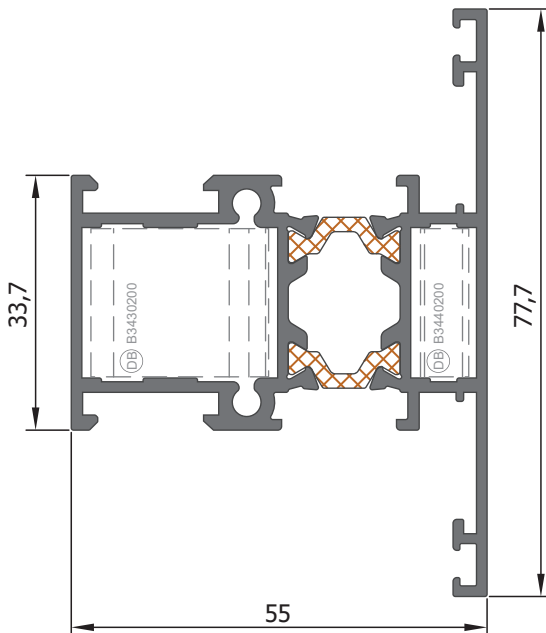
5511

1,54 Kg/m

Jx: 18,75 cm<sup>4</sup>Jx: 10,38 cm<sup>4</sup>Orta Kayıt Profili 1.4 mm.  
Transom Profile

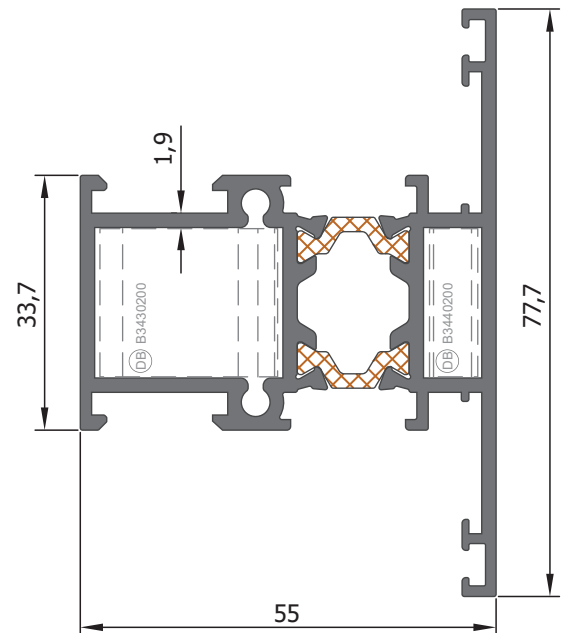
5543

1,47 Kg/m

Jx: 17,68 cm<sup>4</sup>Jx: 13,46 cm<sup>4</sup>Orta Kayıt Profili 1.9 mm.  
Transom Profile

5512

1,65 Kg/m

Jx: 20,53 cm<sup>4</sup>Jx: 14,48 cm<sup>4</sup>

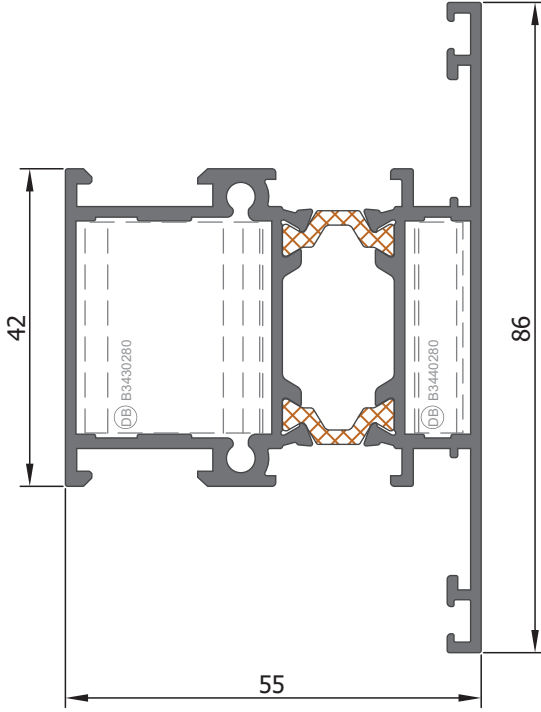
### Orta Kayıt Profili 1.4 mm. Transom Profile

5544

1,59 Kg/m

Jx: 19,60 cm<sup>4</sup>

Jx: 20,65 cm<sup>4</sup>



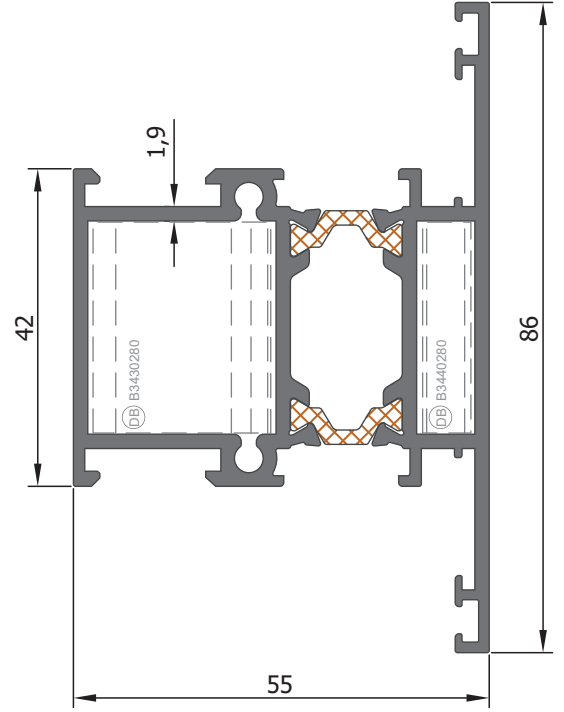
### Orta Kayıt Profili 1.9 mm. Transom Profile

5513

1,83 Kg/m

Jx: 23,11 cm<sup>4</sup>

Jx: 22,38 cm<sup>4</sup>



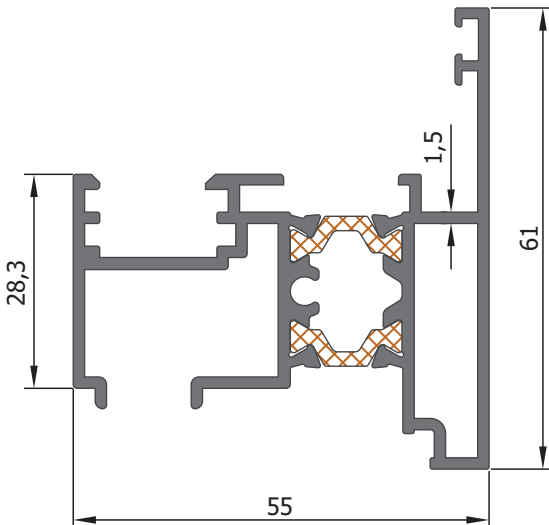
### Adaptör Profili 1.5 mm. Adapter Profile

5515

1,30 Kg/m

Jx: 15,20 cm<sup>4</sup>

Jx: 8,10 cm<sup>4</sup>



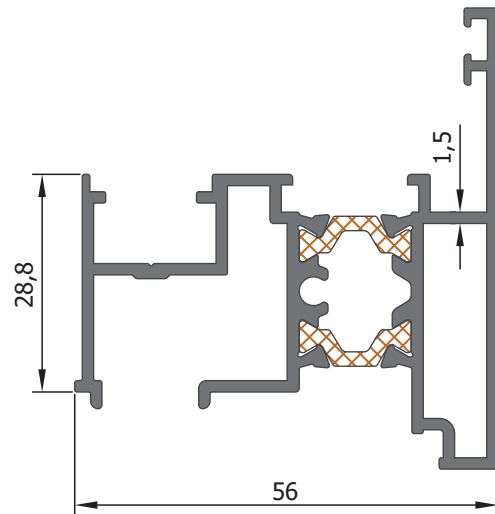
### Pvc Adaptör Profili 1.5 mm. Pvc Adapter Profile

5516

1,28 Kg/m

Jx: 14,61 cm<sup>4</sup>

Jx: 8,05 cm<sup>4</sup>



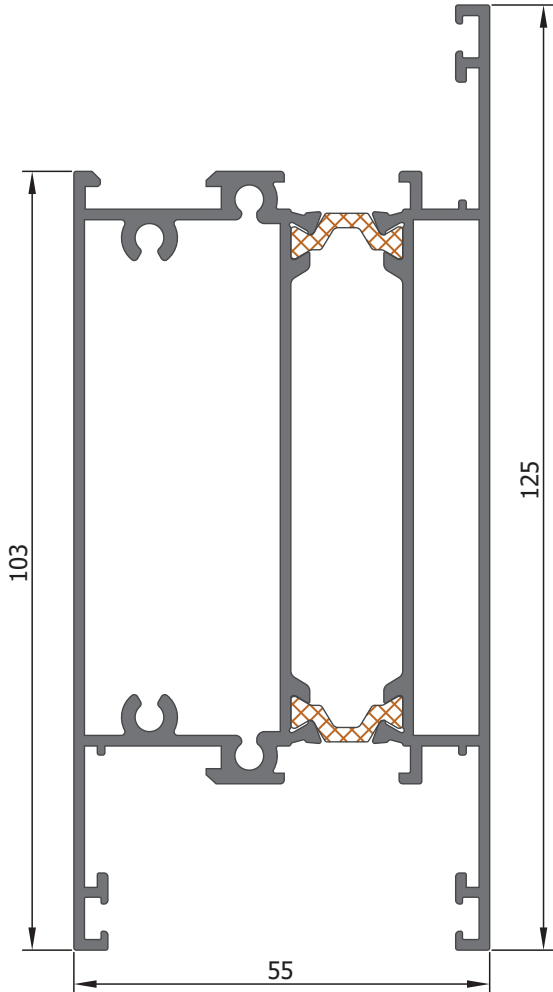
Baza Profili 1.4 mm.  
Sill Profile

**5545**

**2,37 Kg/m**

Jx: 33,18 cm<sup>4</sup>

Jx: 100,95 cm<sup>4</sup>



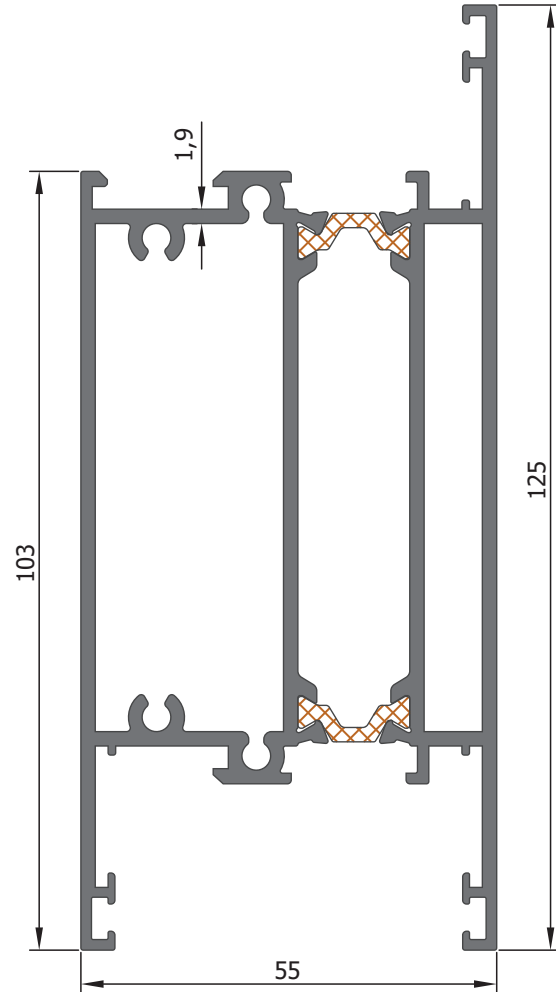
Baza Profili 1.9 mm.  
Sill Profile

**5509**

**2,86 Kg/m**

Jx: 40,75 cm<sup>4</sup>

Jx: 113,63 cm<sup>4</sup>



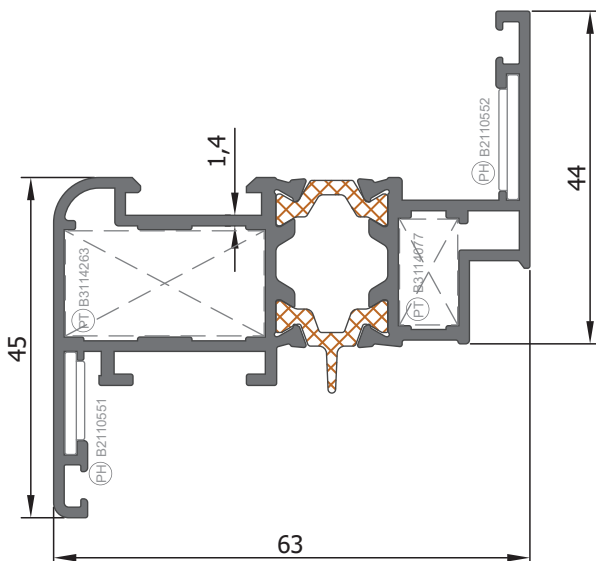
Kanat Profili 1.4 mm.  
Sash Profile

**5546**

**1,33 Kg/m**

Jx: 24,48 cm<sup>4</sup>

Jx: 5,27 cm<sup>4</sup>



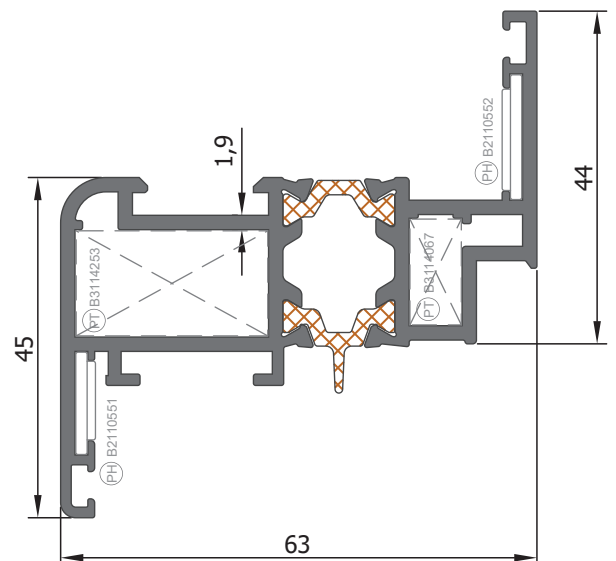
Kanat Profili 1.9 mm.  
Sash Profile

**5521**

**1,53 Kg/m**

Jx: 28,38 cm<sup>4</sup>

Jx: 5,88 cm<sup>4</sup>



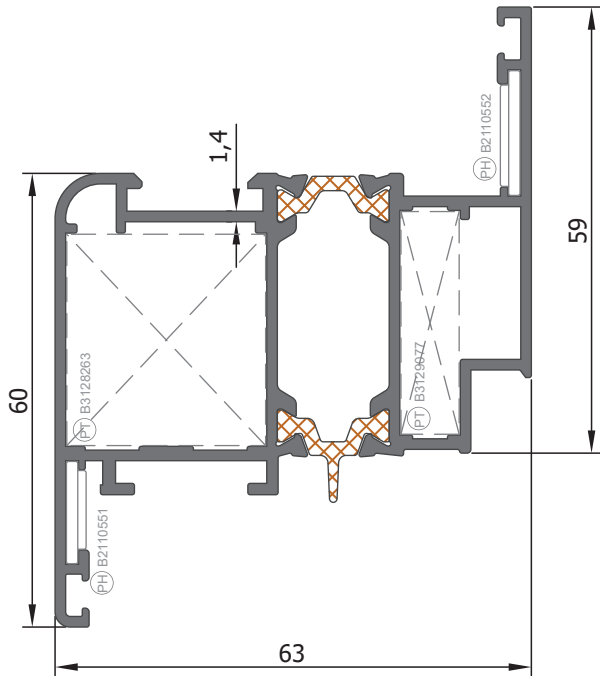
**Kanat Profili 1.4 mm.**  
Sash Profile

**5547**

**1,55 Kg/m**

Jx: 32,59 cm<sup>4</sup>

Jx: 12,89 cm<sup>4</sup>



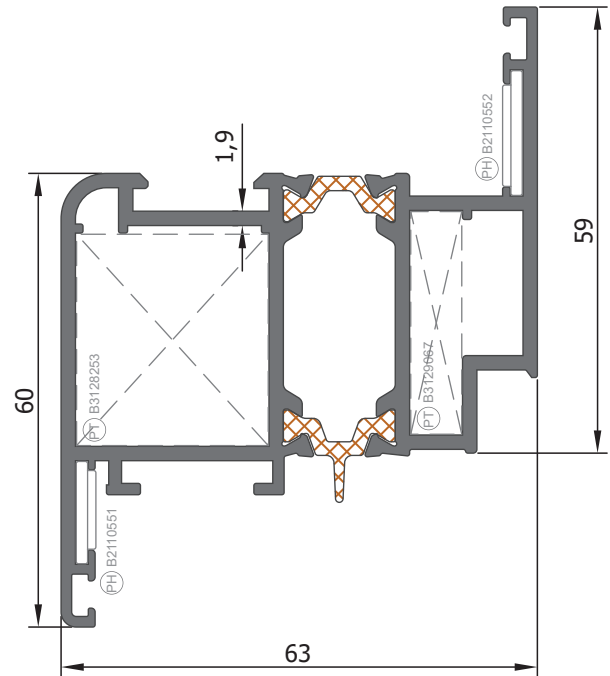
**Kanat Profili 1.9 mm.**  
Sash Profile

**5522**

**1,84 Kg/m**

Jx: 37,79 cm<sup>4</sup>

Jx: 15,12 cm<sup>4</sup>



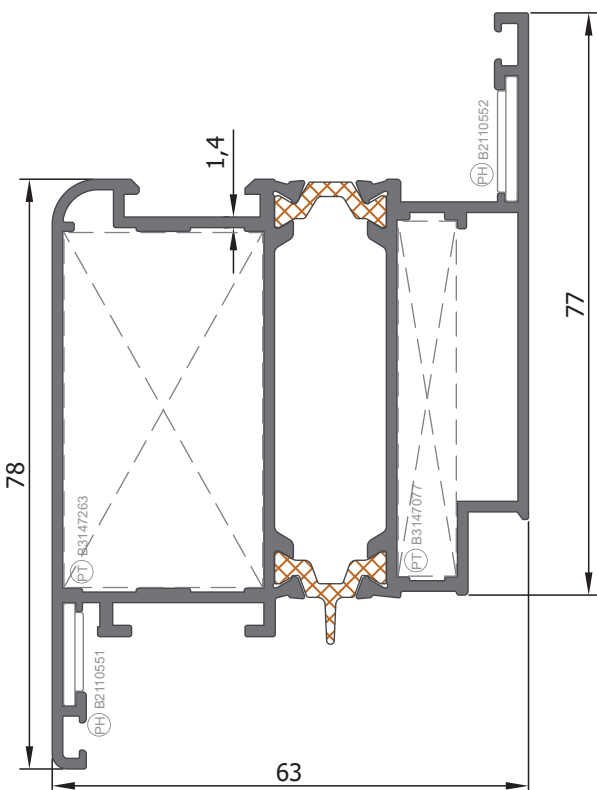
**Kanat Profili 1.4 mm.**  
Sash Profile

**5548**

**1,83 Kg/m**

Jx: 23,32 cm<sup>4</sup>

Jx: 50,68 cm<sup>4</sup>



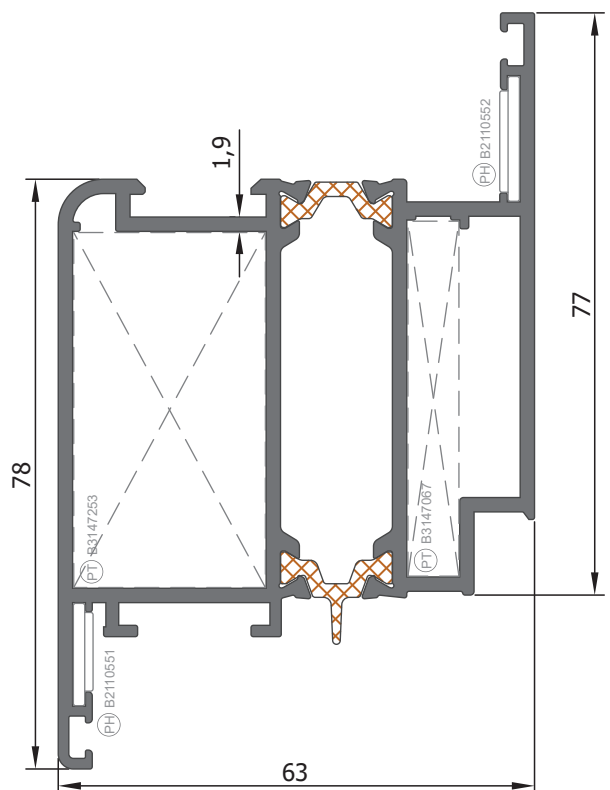
**Kanat Profili 1.9 mm.**  
Sash Profile

**5526**

**2,21 Kg/m**

Jx: 28,65 cm<sup>4</sup>

Jx: 57,48 cm<sup>4</sup>



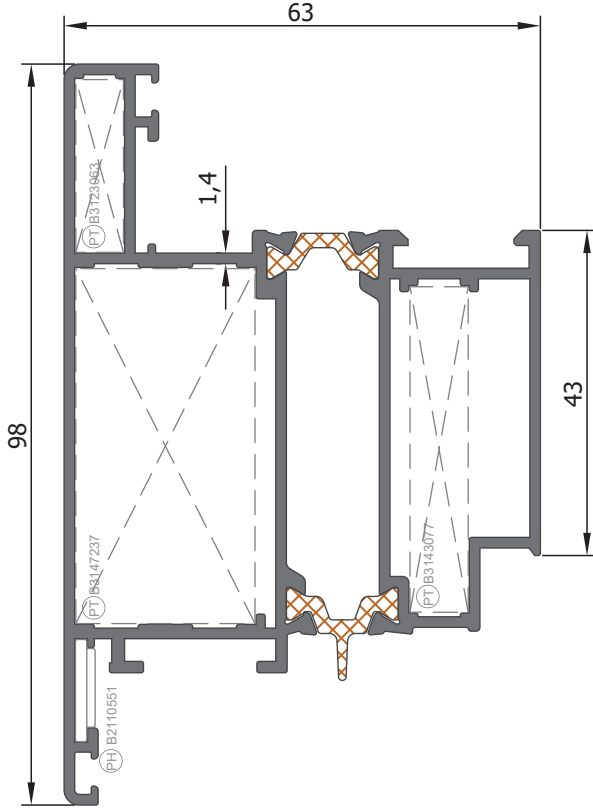
### Kanat Profili 1.4 mm. Sash Profile

**5550**

**1,92 Kg/m**

Jx: 32,97 cm<sup>4</sup>

Jx: 67,04 cm<sup>4</sup>



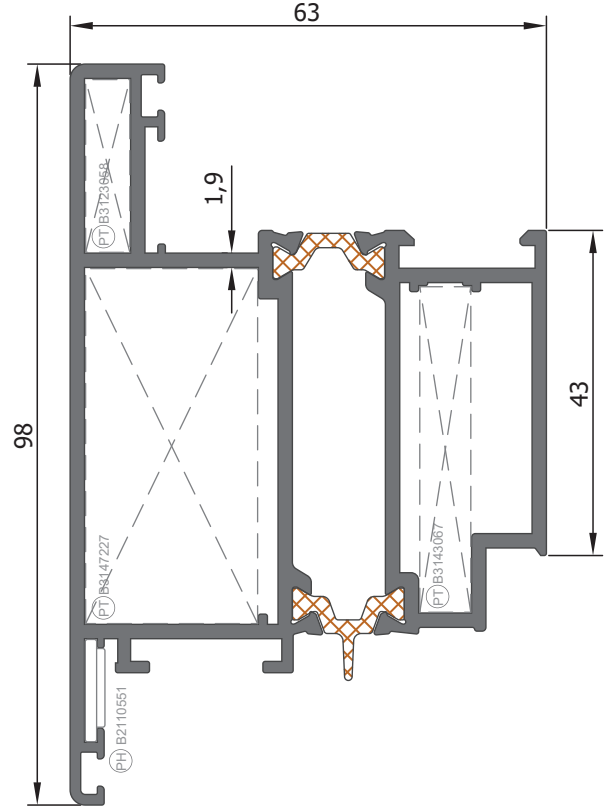
### Kanat Profili 1.9 mm. Sash Profile

**5528**

**2,32 Kg/m**

Jx: 37,48 cm<sup>4</sup>

Jx: 53,48 cm<sup>4</sup>



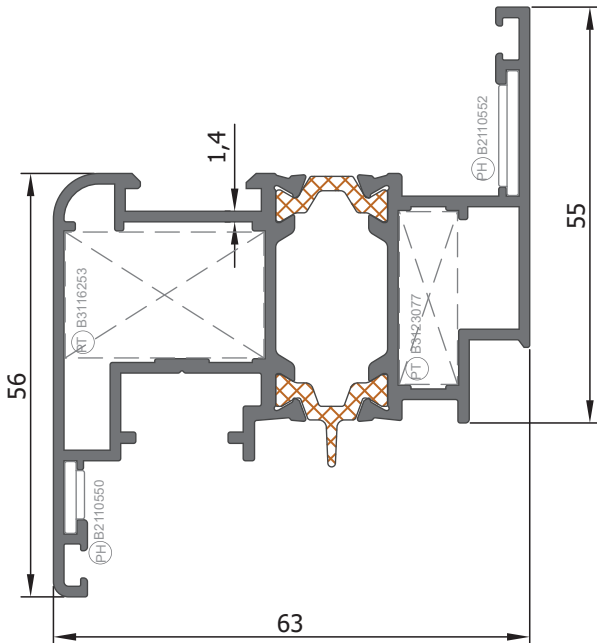
### Pvc Kanallı Kanat Profili 1.4 mm. Sash Profile with Pvc Channel

**5549**

**1,52 Kg/m**

Jx: 30,03 cm<sup>4</sup>

Jx: 10,18 cm<sup>4</sup>



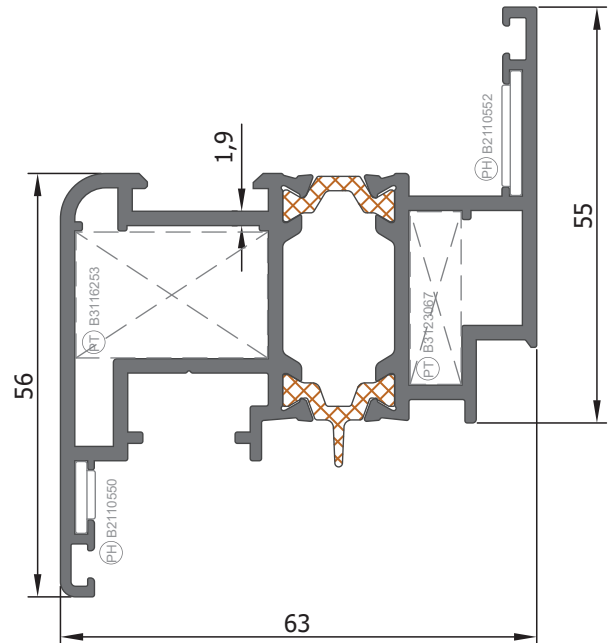
### Pvc Kanallı Kanat Profili 1.9 mm. Sash Profile with Pvc Channel

**5523**

**1,79 Kg/m**

Jx: 35,49 cm<sup>4</sup>

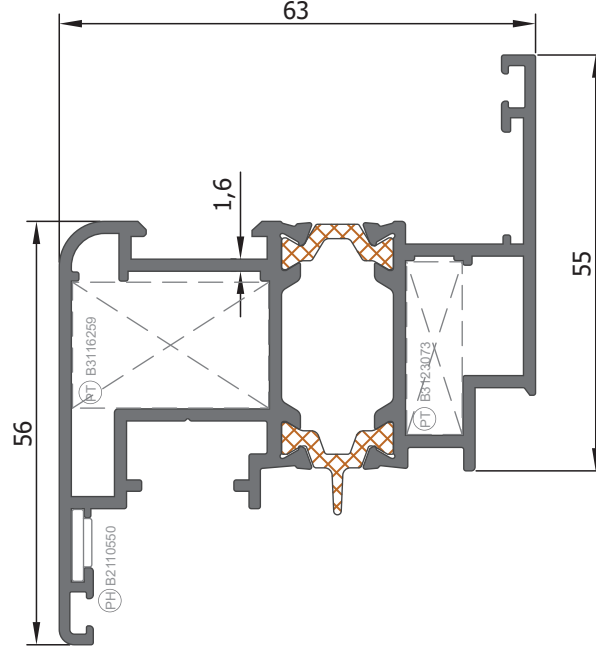
Jx: 11,65 cm<sup>4</sup>



Pvc Kanallı Kanat Profili 1.6 mm.  
Sash Profile with Pvc Channel

5524

1,62 Kg/m

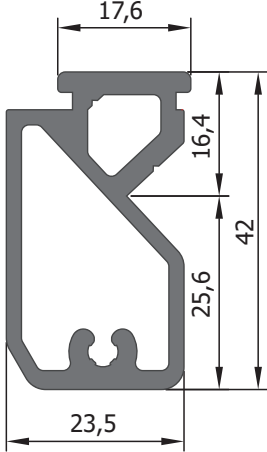
Jx: 32,11 cm<sup>4</sup>Jy: 10,75 cm<sup>4</sup>

## Orta Kayıt Bağlantı Dik Takoza

Vertical Connection Wedge for Transom Profile

5588

0,965 Kg/m



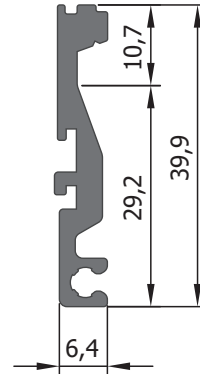
Takoz Kodu Block Code	Profil Profile
B34330140	5511
	5542
B34330200	5512
	5543
B34330280	5513
	5544

## Orta Kayıt Bağlantı Yaprak Takoza

Leaf Connection Wedge for Transom Profile

5589

0,429 Kg/m



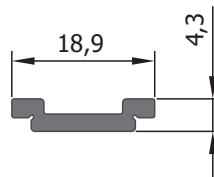
Takoz Kodu Block Code	Profil Profile
B34430140	5511
	5542
B34430200	5512
	5543
B34430280	5513
	5544

## Tij Profili

Rod Profile

4016

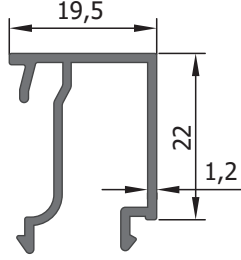
0,140 Kg/m



Cam Çitası 1.2 mm.  
Glazing Bead

5531

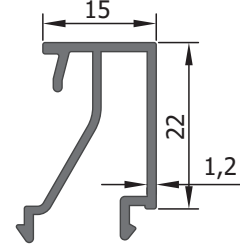
0,27 Kg/m



Cam Çitası 1.2 mm.  
Glazing Bead

5532

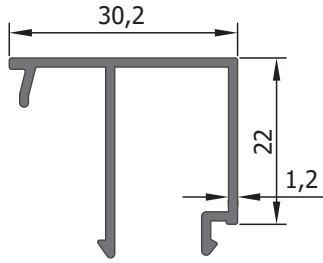
0,25 Kg/m



Cam Çitası 1.2 mm.  
Glazing Bead

5533

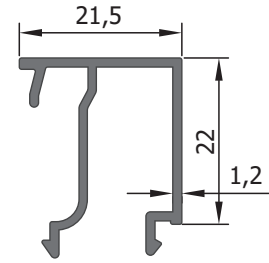
0,30 Kg/m



Cam Çitası 1.2 mm.  
Glazing Bead

5534

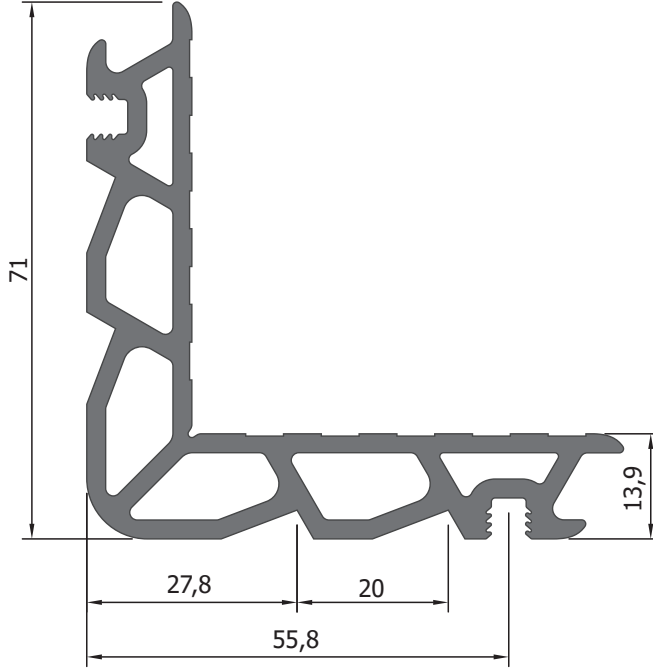
0,27 Kg/m



<p>2.5 mm. B4810008 Dış Cam Fiteli External Glass Gasket</p>	<p>5 mm. B4410005 İç Cam Fiteli Internal Glass Gasket</p>	<p>4 mm. B4410004 İç Cam Fiteli Internal Glass Gasket</p>	<p>2,5-3 mm. B4410006 İç Cam Fiteli Internal Glass Gasket</p>	<p>CAM ÇITALARI GLAZING BEAD</p>
	C:23 mm.	C:24 mm.	C:25 mm.	5531
	C:28 mm.	C:29 mm.	C:30 mm.	5532
	C:12 mm.	C:13 mm.	C:14 mm.	5533
C:21 mm.	C:22 mm.	C:23 mm.	5534	

Pres Köşe Bağlantı Takozu  
Press Corner Connection Block

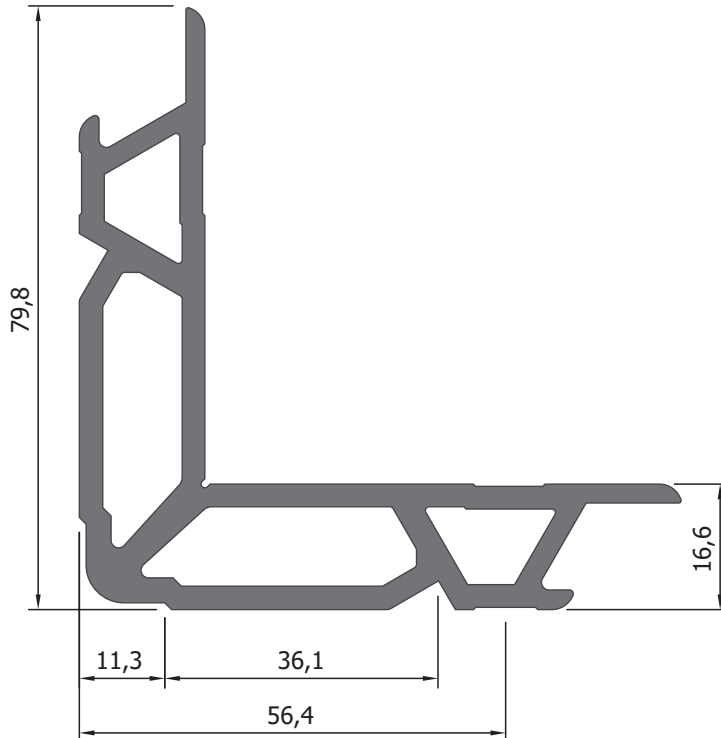
2,161 Kg/m



Takoz Kodu Block Code	Profil Profile
B3114067	5521
B3114074	5501
	5511
B3114246	5501
	5511
B3114253	5521
B3114077	5546
B3114084	5538
	5542
B3114256	5538
	5542
B3114263	5546

Pres Köşe Bağlantı Takozu  
Press Corner Connection Block

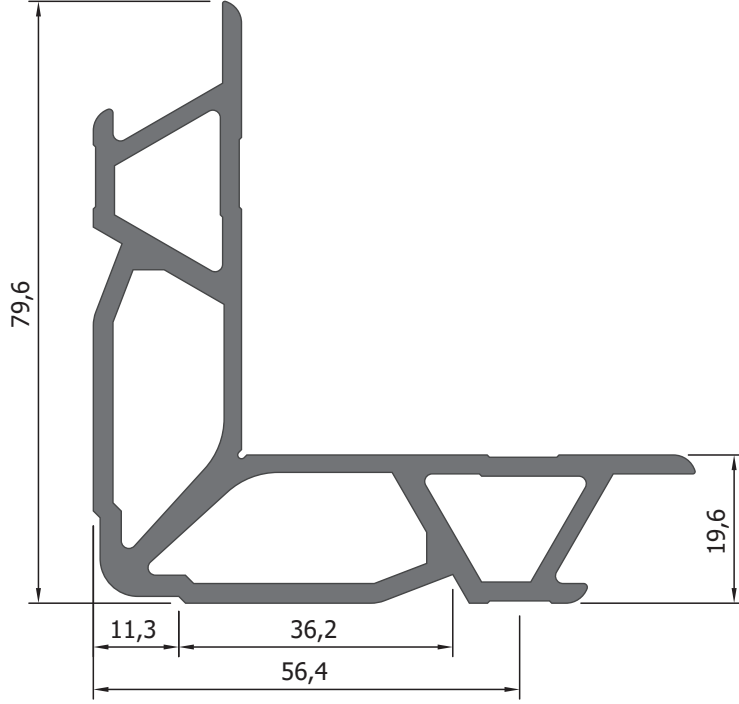
2,589 Kg/m



Takoz Kodu Block Code	Profil Profile
B3116253	5523
B3116263	5549
B3116259	5524

Pres Köşe Bağlantı Takozu  
Press Corner Connection Block

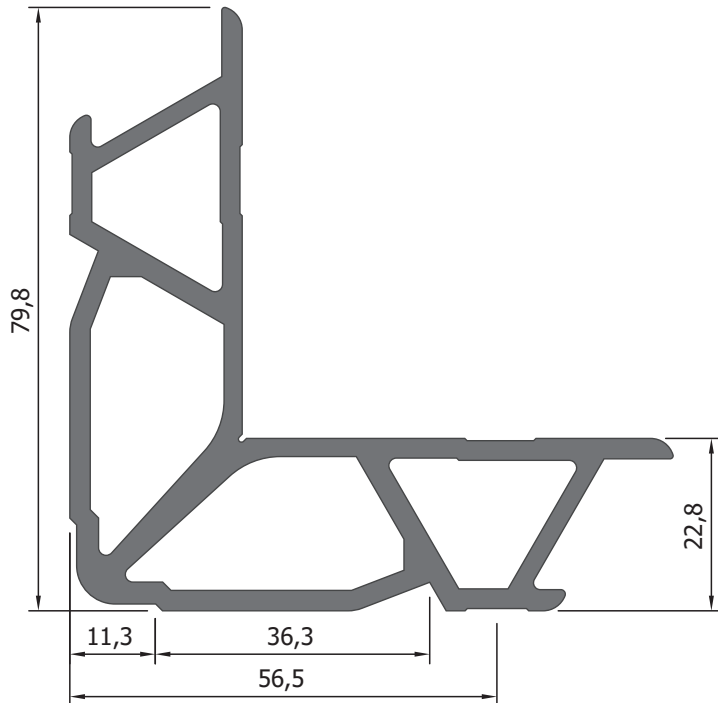
2,379 Kg/m



Takoz Kodu Block Code	Profil Profile
B3119074	5502
	5512
B3119246	5502
	5512
B3119084	5539
	5543
B3119256	5539
	5543

Pres Köşe Bağlantı Takozu  
Press Corner Connection Block

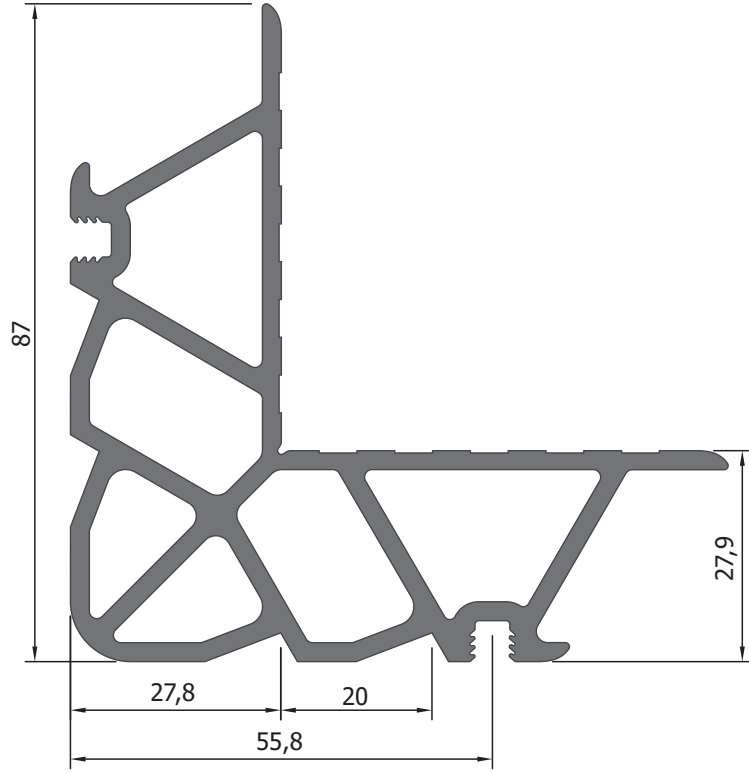
2,589 Kg/m



Takoz Kodu Block Code	Profil Profile
B3123058	5528
B3123067	5523
B3123063	5550
B3123077	5549
B3123073	5524

Pres Köşe Bağlantı Takozu  
Press Corner Connection Block

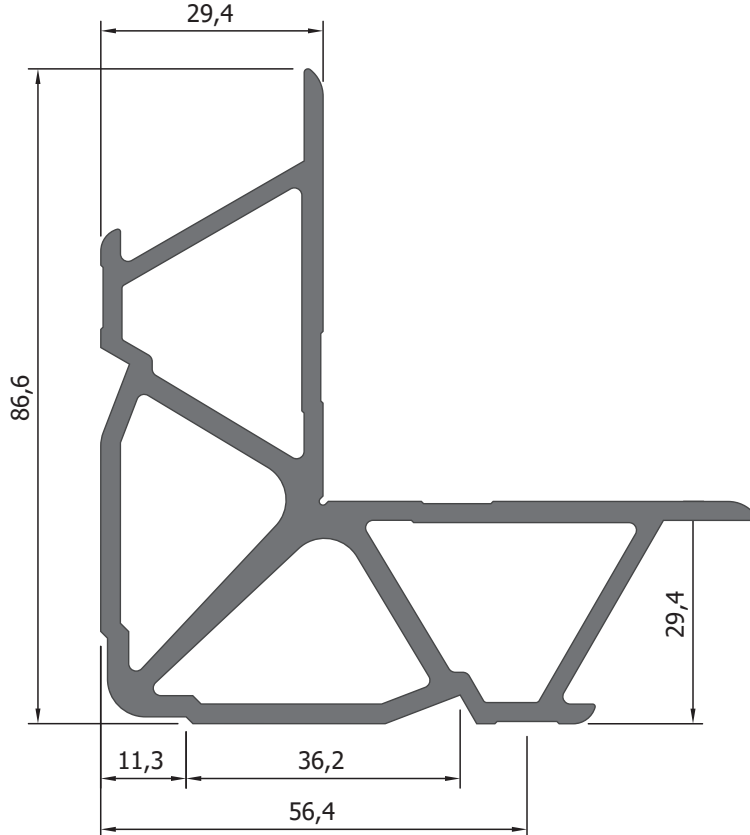
3,202 Kg/m



Takoz Kodu Block Code	Profil Profile
B3128074	5503
	5504
	5513
B3128246	5503
	5504
	5513
B3128253	5522
B3128084	5540
	5541
	5544
B3128256	5540
	5544
	5541
B3128263	5547

Pres Köşe Bağlantı Takozu  
Press Corner Connection Block

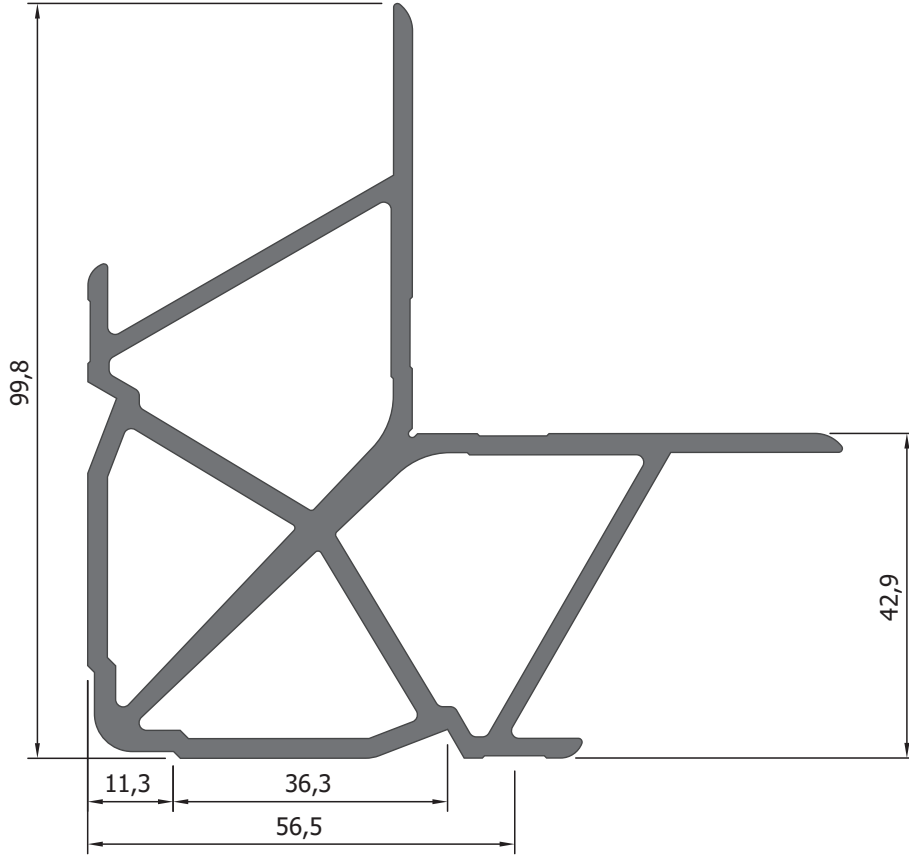
2,890 Kg/m



Takoz Kodu Block Code	Profil Profile
B3129067	5522
B3129077	5547

Pres Köşe Bağlantı Takozu  
Press Corner Connection Block

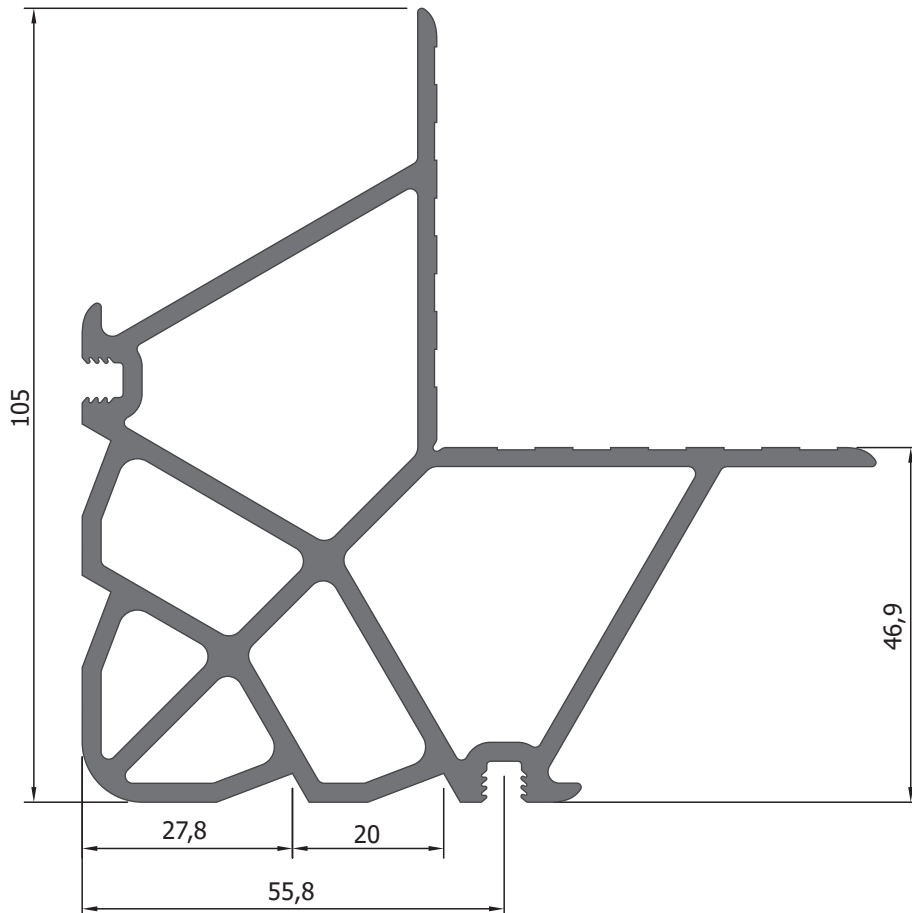
3,202 Kg/m



Takoz Kodu Block Code	Profil Profile
B3143067	5528
B3143077	5550

Pres Köşe Bağlantı Takozu  
Press Corner Connection Block

3,458 Kg/m



Takoz Kodu Block Code	Profil Profile
B3147067	5526
B3147227	5528
B3147253	5526
B3147077	5548
B3147237	5550
B3147263	5548