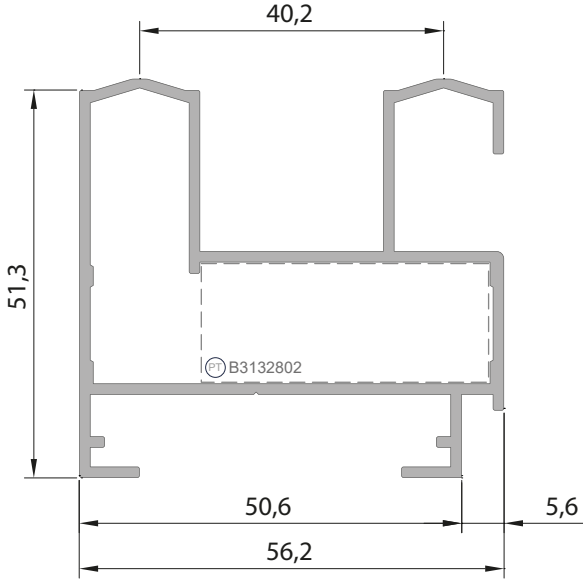


SLIDE (32) SÜRME
YALITIMSIZ SİSTEM

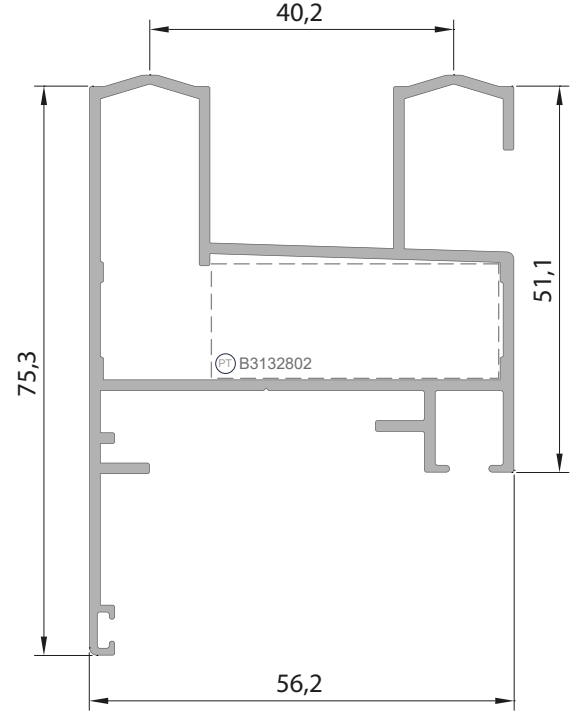
 **ALFORE**[®]

**328.01**

Sürme Kasa Profili

Statik Değerler

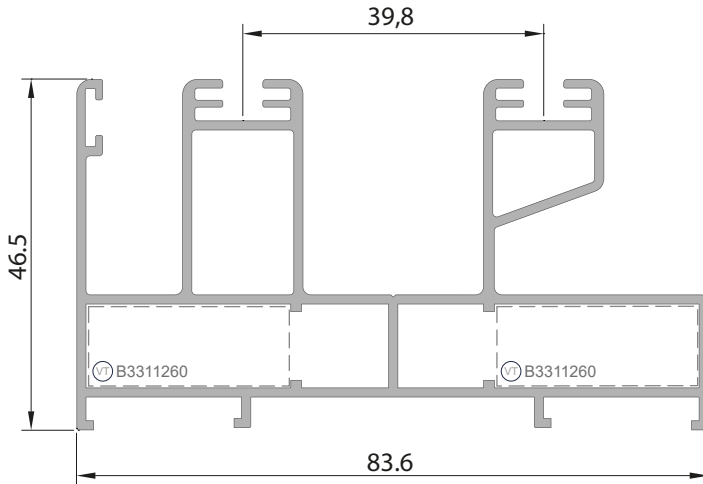
Jx	Jy
17,02 cm ⁴	10,61 cm ⁴

Ağırlık (Kg/mt.)
1,120 Kg/mt.**328.02**

Sürme Kasa Profili

Statik Değerler

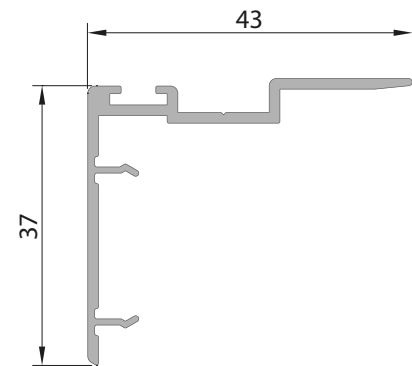
Jx	Jy
21,84 cm ⁴	14,83 cm ⁴

Ağırlık (Kg/mt.)
1,260 Kg/mt.**4463**

Sürme Kasa Profili

Statik Değerler

Jx	Jy
36,42 cm ⁴	11,56 cm ⁴

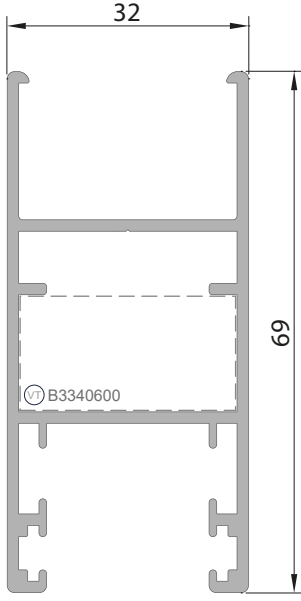
Ağırlık (Kg/mt.)
1,525 Kg/mt.**328.05**

Kenet Profili

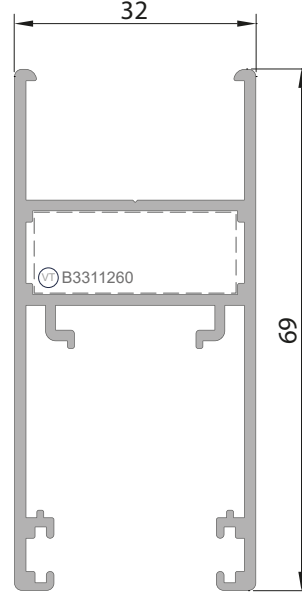
Statik Değerler

Jx	Jy
0,78 cm ⁴	3,22 cm ⁴

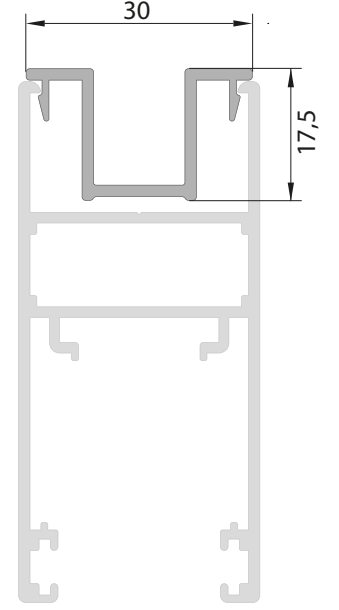
Ağırlık (Kg/mt.)
0,385 Kg/mt.



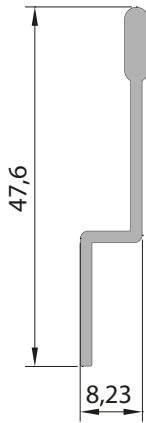
328.04	
Kanat Profili	
Statik Değerler 	
Jx 6,70 cm ⁴	Jy 13,80 cm ⁴
Ağırlık (Kg/mt.) 1,020 Kg/mt.	



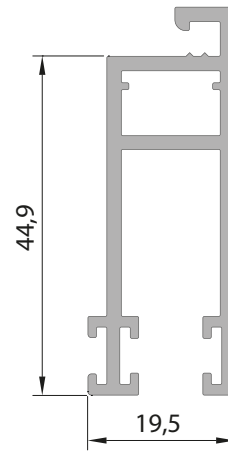
4467	
Kanat Profili (Tijli)	
Statik Değerler 	
Jx 6,60 cm ⁴	Jy 13,15 cm ⁴
Ağırlık (Kg/mt.) 1,010 Kg/mt.	



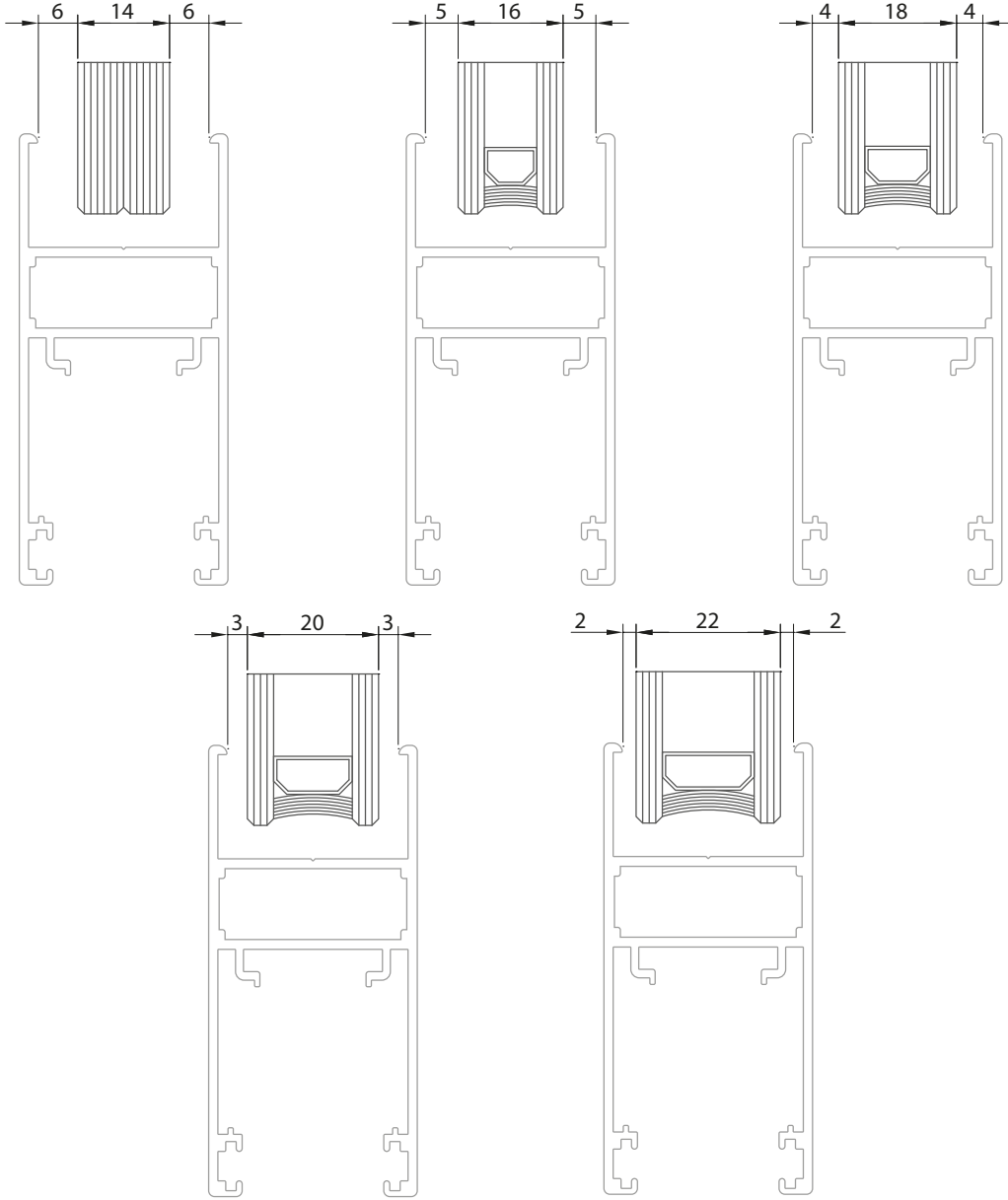
4468
Tek Cam Aparat
Ağırlık (Kg/mt.) 0,299 Kg/mt.






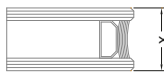


4461
Sineklik Ray Profili
Ağırlık (Kg/mt.) 0,275 Kg/mt.



4462
Sineklik Profili
Ağırlık (Kg/mt.) 0,785 Kg/mt.








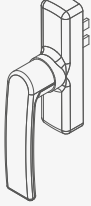
				
6 mm. B4410008	5 mm. B4410005	4 mm. B4410004	2,5-3 mm. B4410006	1,5-2 mm. B4410007
				
14 mm.	16 mm.	18 mm.	20 mm.	22 mm.



























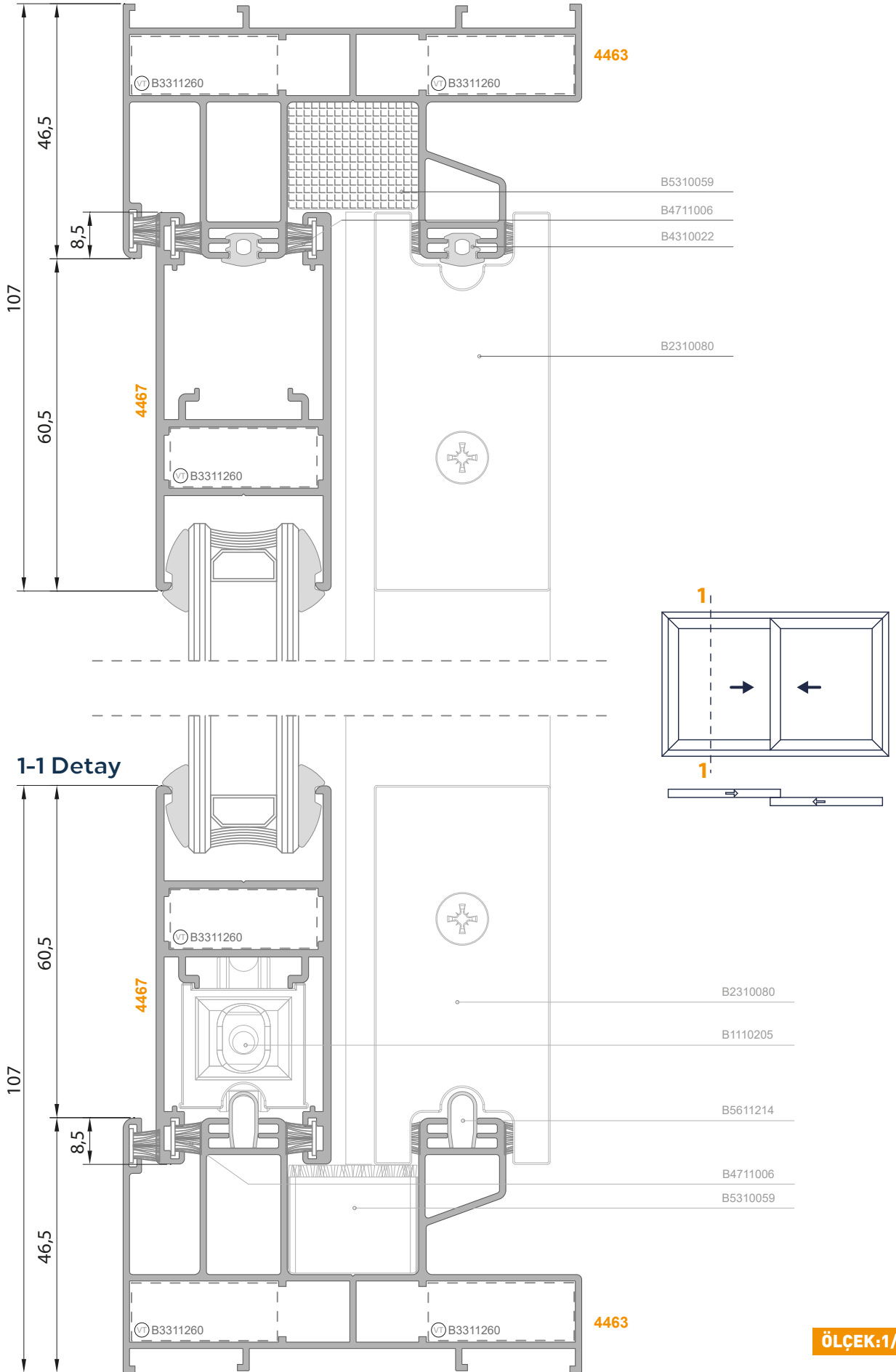
Yukarıda verilen profil ve fitil ilişkileri teoriktir.

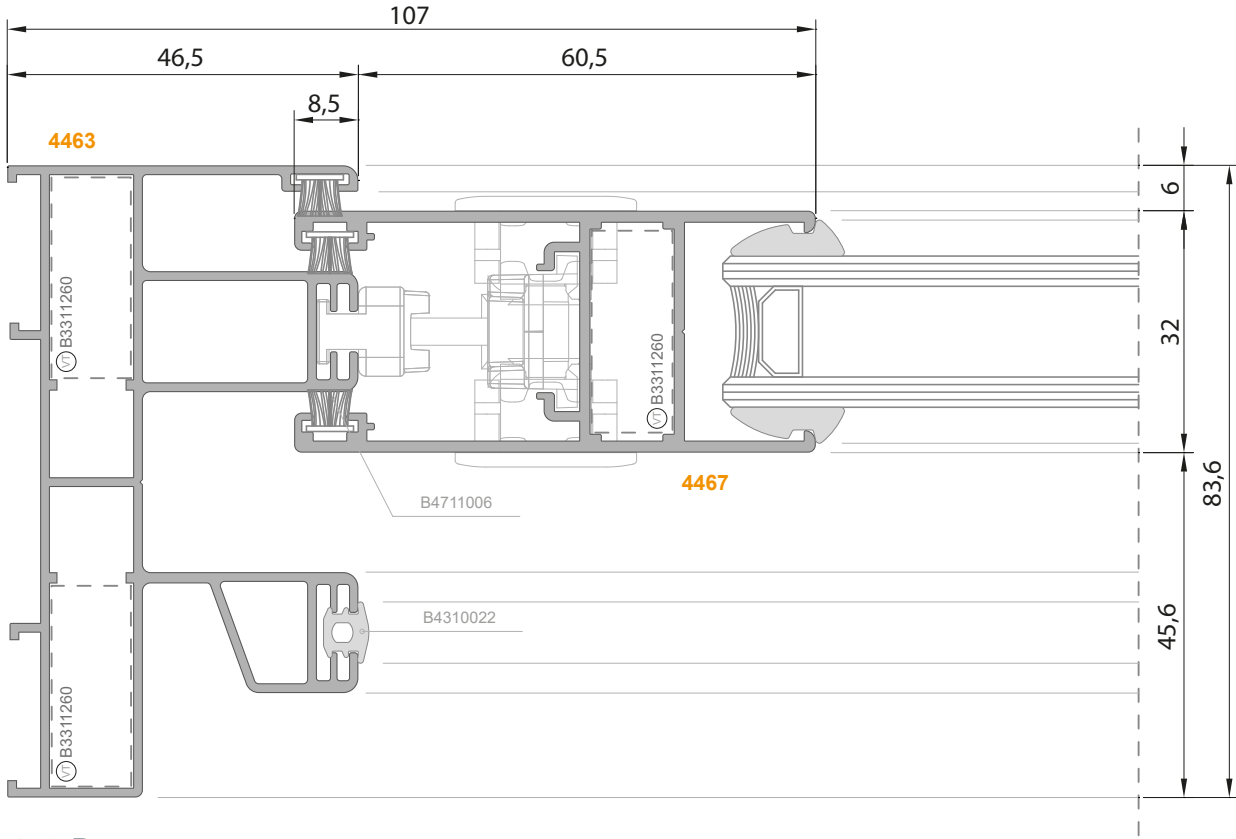
Cam fitillerinin yerine geçmesinde problem yaşanmaması için, öncelikle bir numune üzerinde test ediniz.

Aksesuarlar Accessories	Aksesuar Kodu Nr of Accessories	Malzeme Türü Material	Açıklama Description	Kullanıldığı Profil
	B3311260	Döküm	Vidalı Köşe Takoza 10,6x19 mm.	4463, 4467
	B3340600	Döküm	Vidalı Köşe Takoza 10,5x23,9 mm.	328.04
	B3132802	Alüminyum	Pres Köşe Takoza 10,4x23,9 mm.	328.01 328.02
	B2310080	PVC	Adaptör Tapası	328.05
	B5310059	Alüminyum	Alt-Üst Tozluk	328.01 328.02 4463
	B5411125	PVC	Stoplama	328.04 4467
	B5611214	Krom	Paslanmaz Çelik Ray	4463
	B1110016	Galvaniz	Tekli Rulman	328.04
	B1110205	Alüminyum	Ayarlı Kanat Rulman	4467
	B7310009	Döküm	Kilitleme Aparatı	4467
	B7210007	Galvaniz	Havuz Kilit Karşılık	328.04
	B2810020	Polyamid	1500 mm. Polyamid Tij	4467
	B2810021	Polyamid	750 mm. Polyamid Tij	4467

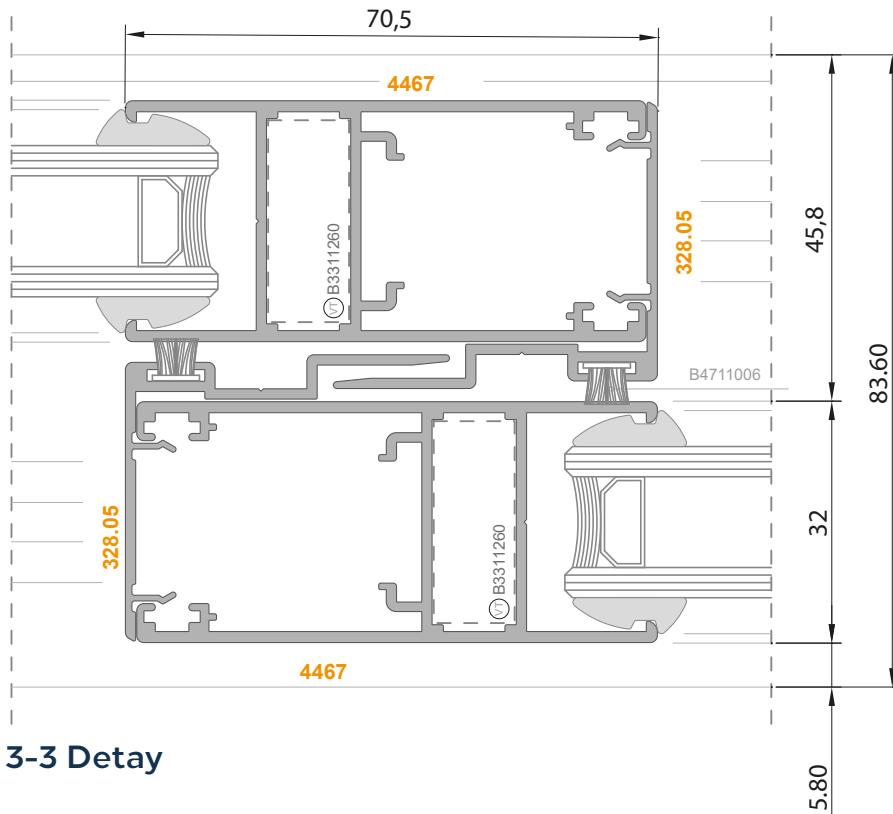
Aksesuarlar Accessories	Aksesuar Kodu Nr of Accessories	Malzeme Türü Material	Açıklama Description	Kullanıldığı Profil
	B7210004	Krom	Kilit Dili	328.04
	B7210005T	Krom	Kilit Dili	4467
	B7210007	Döküm	Kilit Karşılık	4467
	B741001B	Alüminyum	Havuz Kilit (Beyaz)	328.04 4467
	B741001S	Alüminyum	Havuz Kilit (Siyah)	328.04 4467
	B741001G	Alüminyum	Havuz Kilit (Naturel)	328.04 4467
	B741001R	Alüminyum	Havuz Kilit (Renkli)	328.04 4467
	B741002B	Alüminyum	Havuz Kilit Arkalık (Beyaz)	328.04 4467
	B741002S	Alüminyum	Havuz Kilit Arkalık (Siyah)	328.04 4467
	B741002G	Alüminyum	Havuz Kilit Arkalık (Naturel)	328.04 4467
	B741002R	Alüminyum	Havuz Kilit Arkalık (Renkli)	328.04 4467
	B7410480B	Alüminyum	Eksenel Kol (Beyaz)	4467
	B7410480S	Alüminyum	Eksenel Kol (Siyah)	4467
	B7410480G	Alüminyum	Eksenel Kol (Naturel)	4467
	B7410480R	Alüminyum	Eksenel Kol (Renkli)	4467

Aksesuarlar Accessories	Aksesuar Kodu Nr of Accessories	Malzeme Türü Material	Açıklama Description	Koli Miktarı
	B4410007	EPDM	1,5-2 mm. Cam Fiteli	255 mt. 
	B4410006	EPDM	2,5-3 mm. Cam Fiteli	190 mt. 
	B4410004	EPDM	4 mm. Cam Fiteli	166 mt. 
	B4410005	EPDM	5 mm. Cam Fiteli	197 mt. 
	B4410008	EPDM	6 mm. Cam Fiteli	120 mt. 
	B4310022	EPDM	Ray Kapama Fiteli	343 mt. 
	B4410021	EPDM	Sineklik Fiteli	383 mt. 
	B4711000	Polipropilen	67x550 Fırça Fitel TRI-FIN	1200 mt. 
	B4711002	Polipropilen	69x700 Fırça Fitel TRI-FIN	900 mt. 
	B4711005	Polipropilen	72x800 Fırça Fitel TRI-FIN	700 mt. 
	B4711006	Polipropilen	67x600 Fırça Fitel TRI-FIN	1100 mt. 
	B4612001	Polipropilen	67x550 Fırça Fitel	1400 mt. 
	B4612002	Polipropilen	67x600 Fırça Fitel	1300 mt. 
	B4612003	Polipropilen	67x650 Fırça Fitel	1100 mt. 
	B4612004	Polipropilen	67x700 Fırça Fitel	1100 mt. 

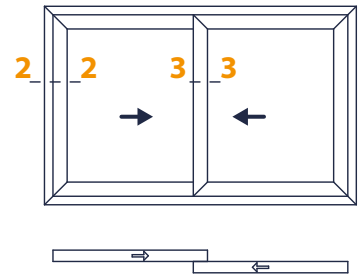


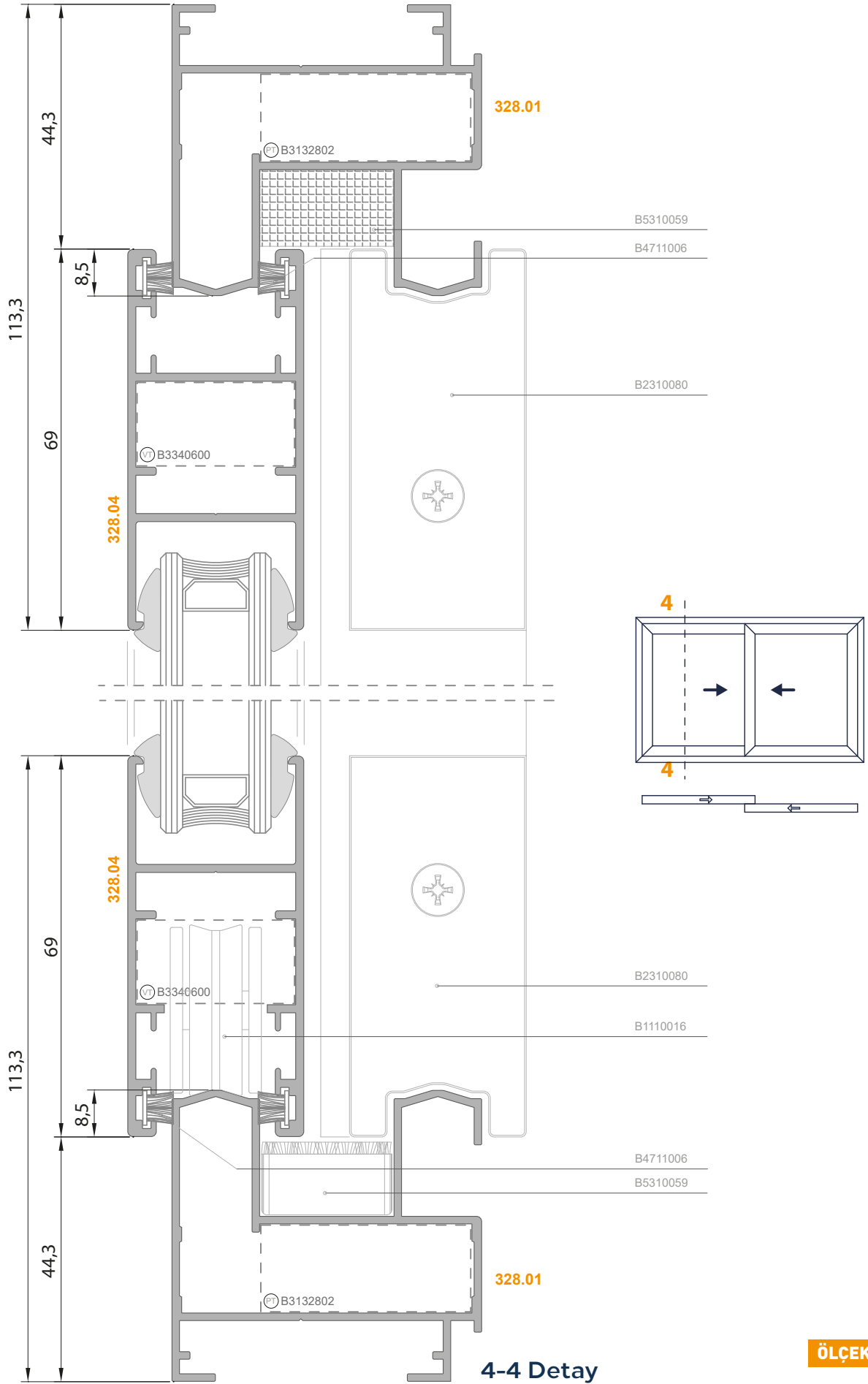


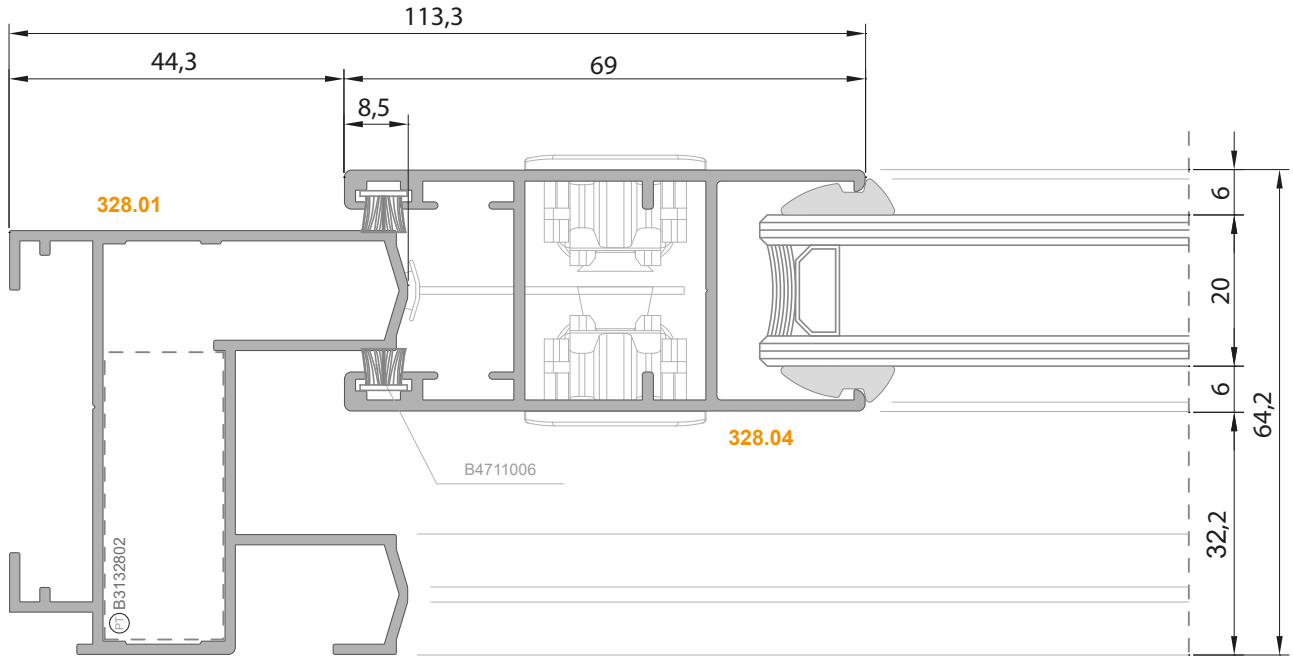
2-2 Detay



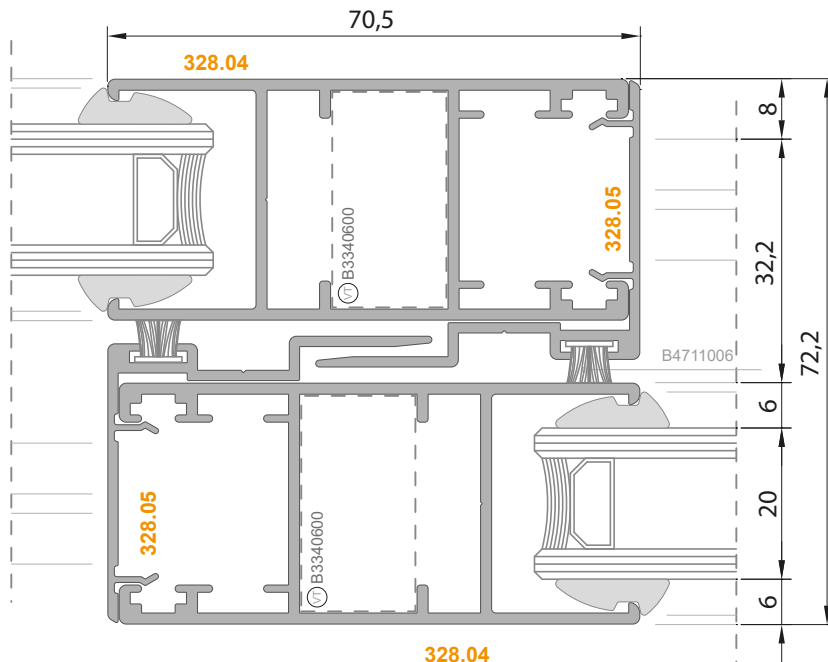
3-3 Detay



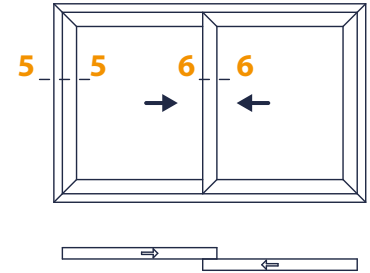


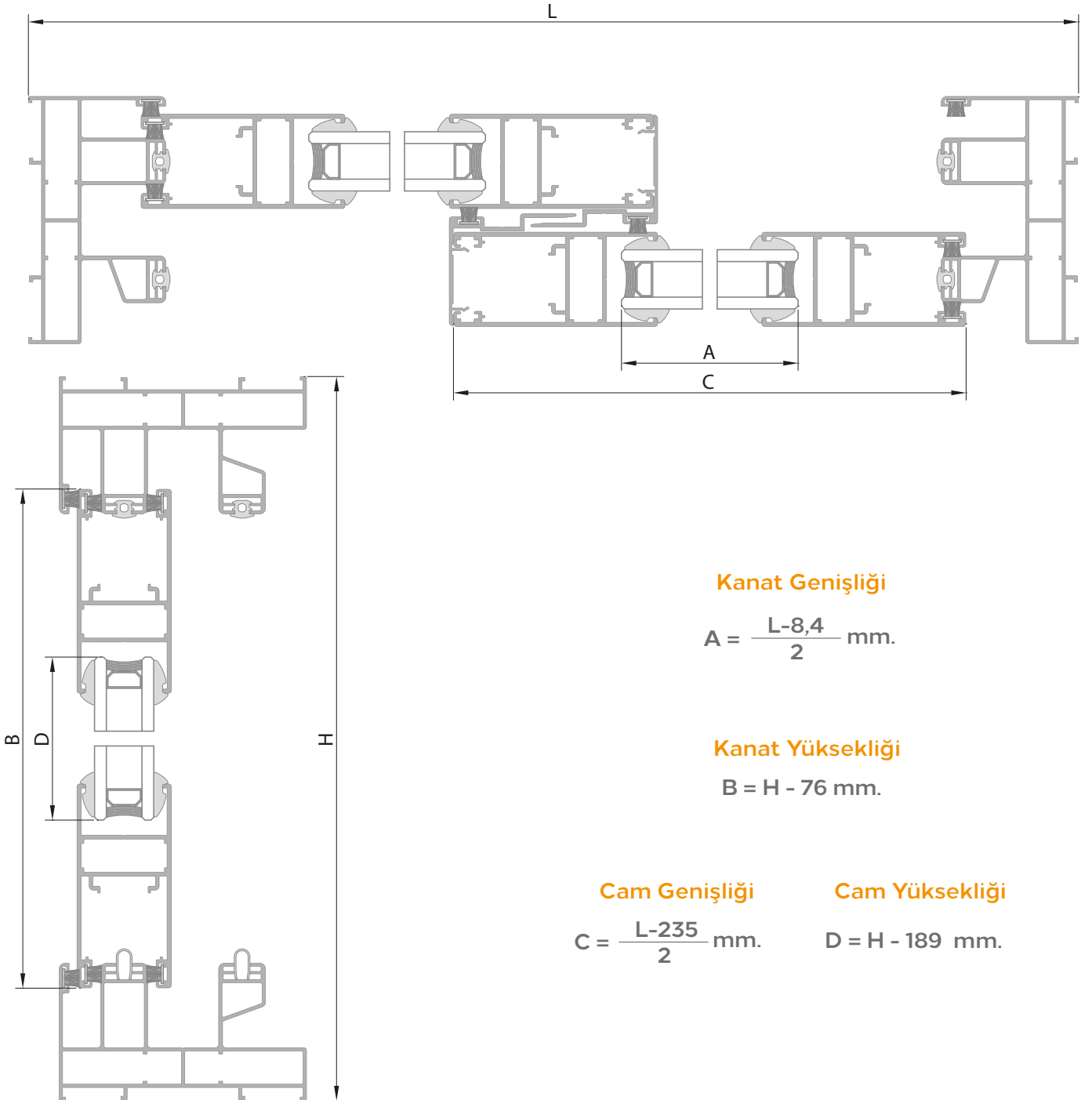
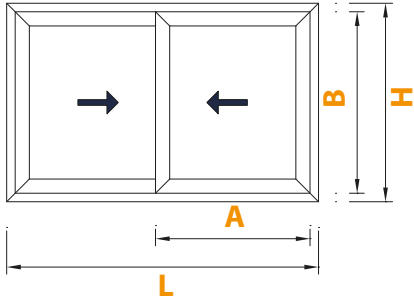


5-5 Detay



6-6 Detay



**Kanat Geniřlięi**

$$A = \frac{L-8,4}{2} \text{ mm.}$$

Kanat Ykseklięi

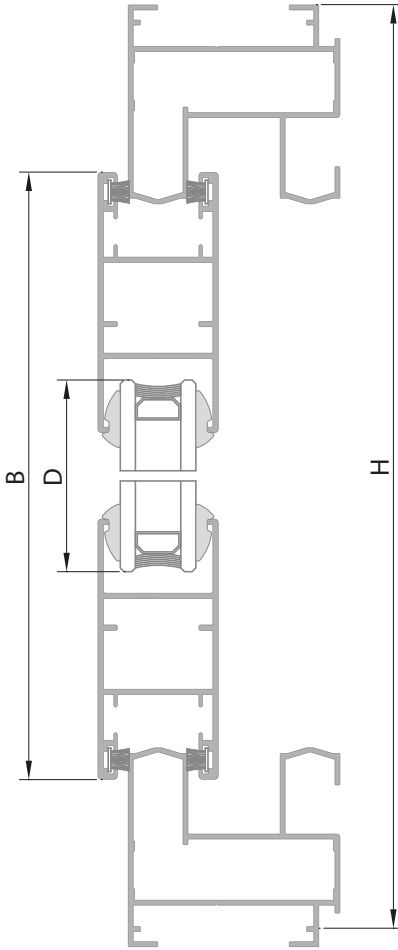
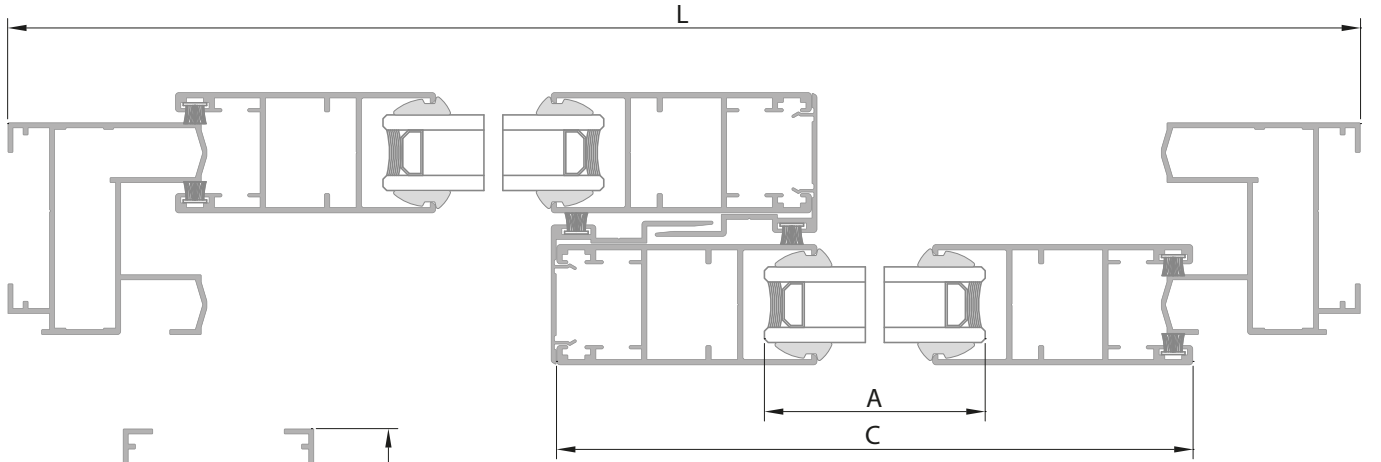
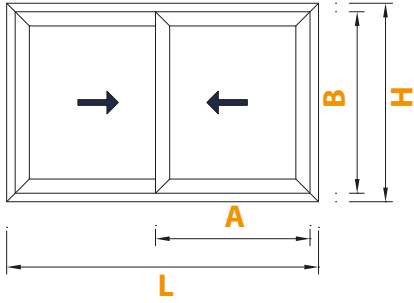
$$B = H - 76 \text{ mm.}$$

Cam Geniřlięi

$$C = \frac{L-235}{2} \text{ mm.}$$

Cam Ykseklięi

$$D = H - 189 \text{ mm.}$$

**Kanat Geniřlięi**

$$A = \frac{L-20}{2} \text{ mm.}$$

Kanat Ykseklięi

$$B = H - 89 \text{ mm.}$$

Cam Geniřlięi

$$C = \frac{L-240}{2} \text{ mm.}$$

Cam Ykseklięi

$$D = H - 199 \text{ mm.}$$

 **ALFORE**[®]

SLIDE (32)
YALITIMSIZ **SÜRME**
SİSTEM