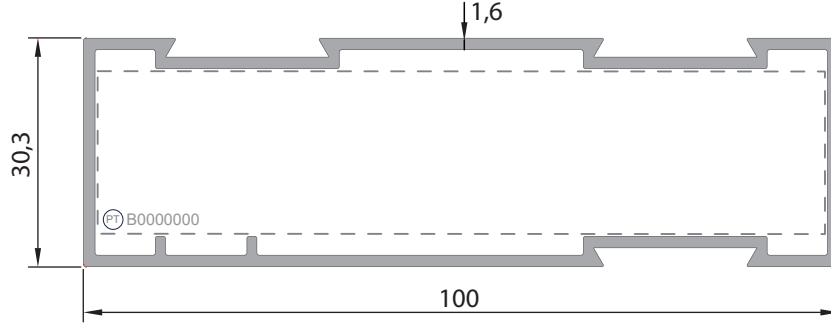


**BÜYÜK TUBA 100'LÜK**  
YALITIMSIZ SİSTEM

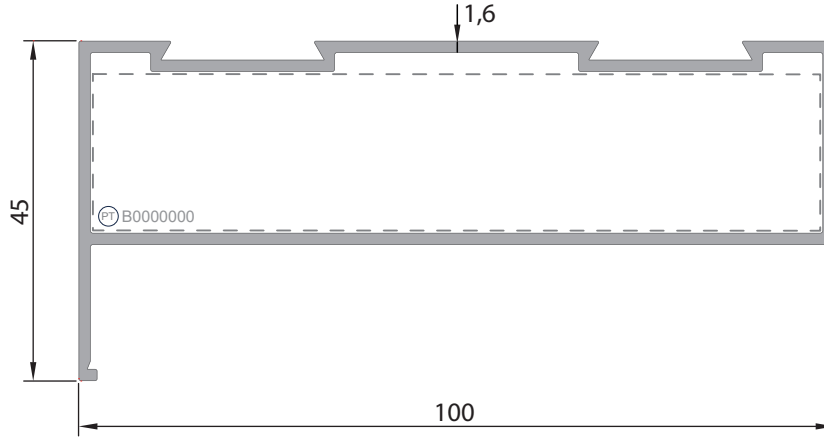
 **ALFORE®**

**2008**

Sürme Kasa Profili

Statik Değerler

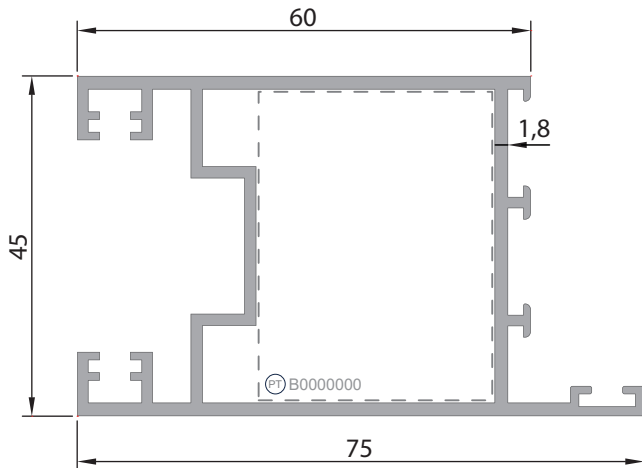
Jx	Jy
51,48 cm <sup>4</sup>	7,10 cm <sup>4</sup>

Ağırlık (Kg/mt.)  
**1,210 Kg/mt.****2614**

Sürme Kasa Profili

Statik Değerler

Jx	Jy
54,08 cm <sup>4</sup>	6,76 cm <sup>4</sup>

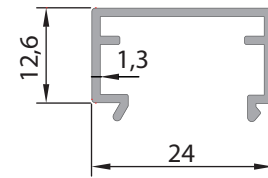
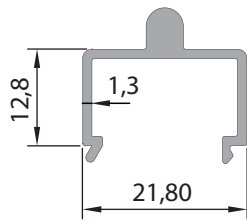
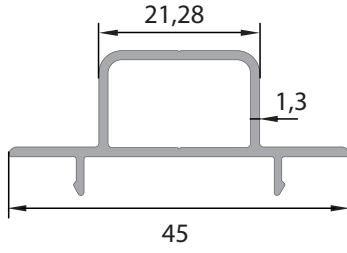
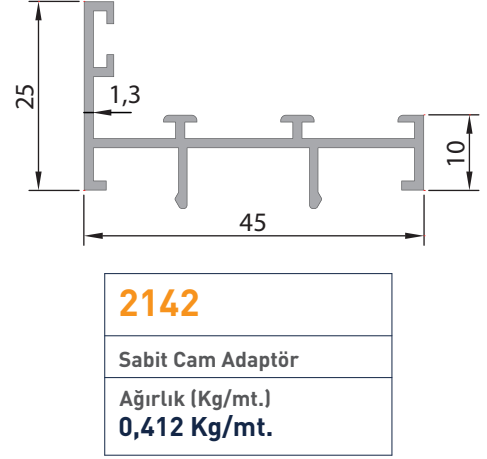
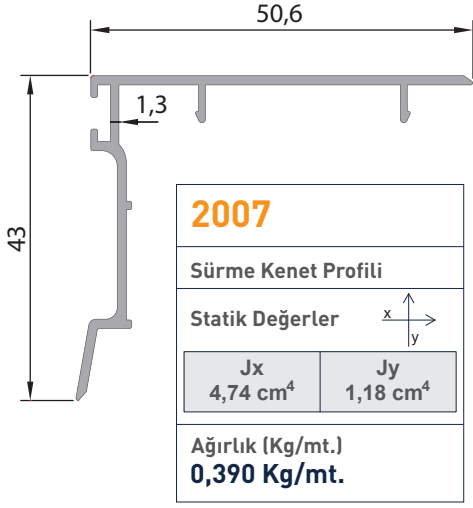
Ağırlık (Kg/mt.)  
**1,215 Kg/mt.****2005**

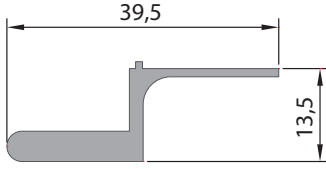
Sürme Kanat Profili

Statik Değerler

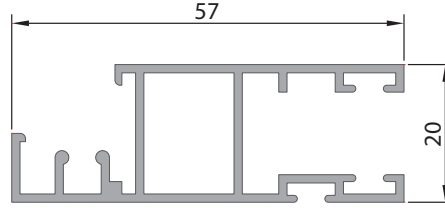
Jx	Jy
14,57 cm <sup>4</sup>	22,56 cm <sup>4</sup>

Ağırlık (Kg/mt.)  
**1,304 Kg/mt.**

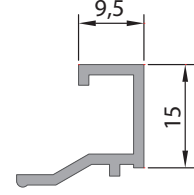


**2962**

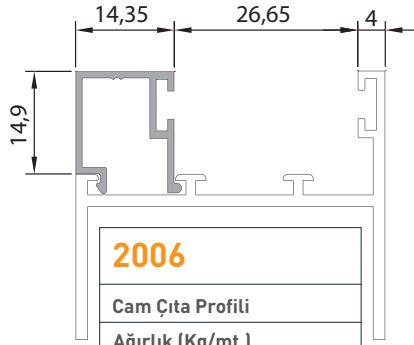
Sineklik Ray Profili

Ağırlık (Kg/mt.)  
**0,356 Kg/mt.****2086**

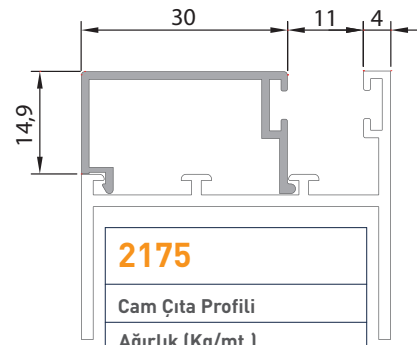
Sineklik Kanat Profili

Ağırlık (Kg/mt.)  
**0,608 Kg/mt.****2092**

Sineklik Kanat Çıtası

Ağırlık (Kg/mt.)  
**0,180 Kg/mt.****2006**

Cam Çıta Profili

Ağırlık (Kg/mt.)  
**0,165 Kg/mt.****2175**

Cam Çıta Profili

Ağırlık (Kg/mt.)  
**0,236 Kg/mt.**




















					Cam Çıtalari (c)
6 mm. <b>B4410008</b>	5 mm. <b>B4410005</b>	4 mm. <b>B4410004</b>	2,5-3 mm. <b>B4410006</b>	1,5-2 mm. <b>B4410007</b>	
			6 mm.	8 mm.	<b>2175</b>
14 mm.	16 mm.	18 mm.	20 mm.	22 mm.	<b>2006</b>



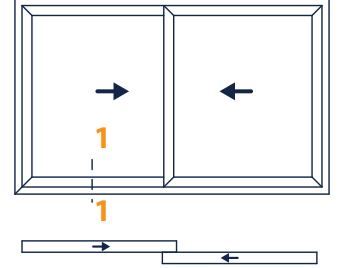
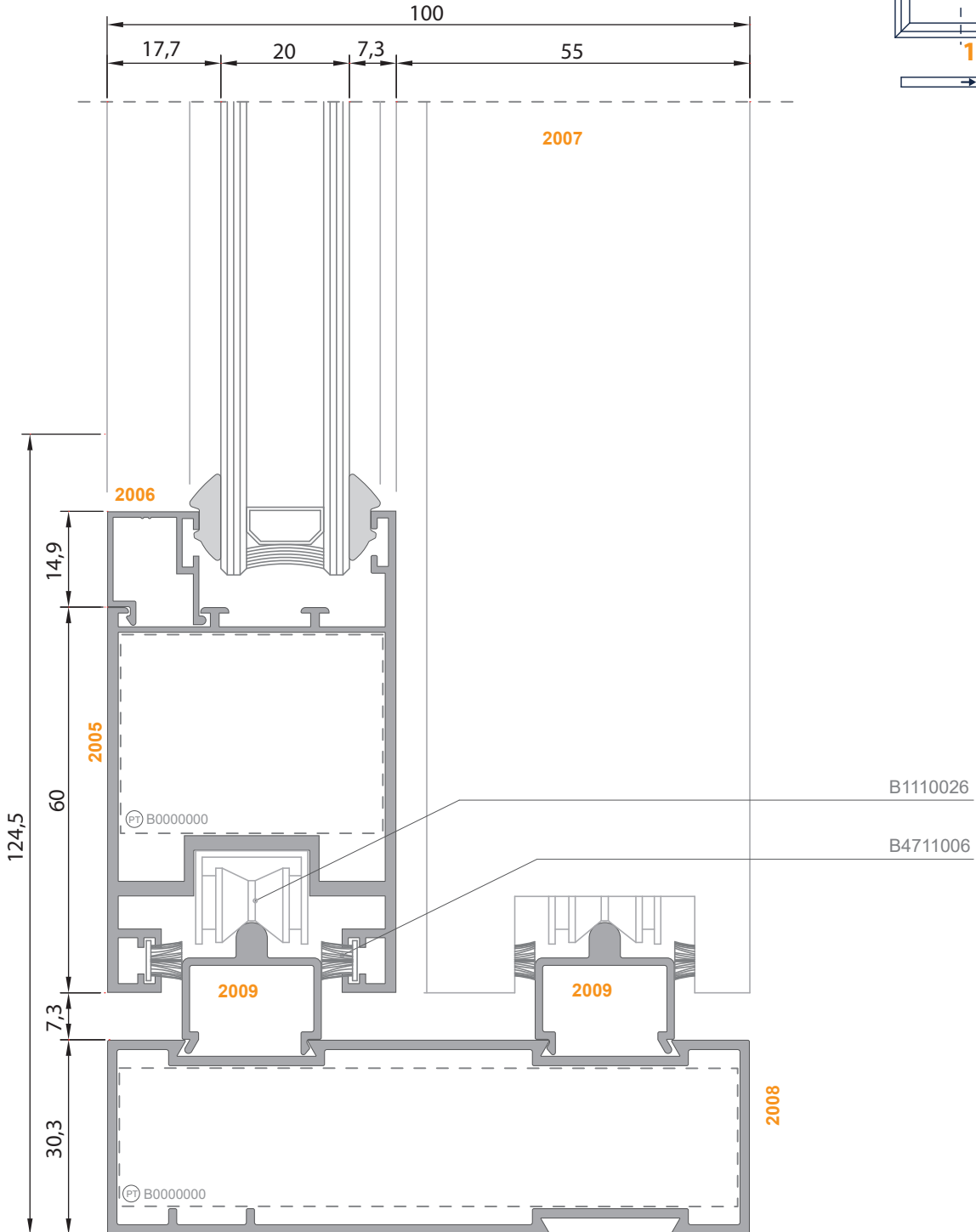
Yukarıda verilen profil ve fitil ilişkileri teoriktir.

Cam fitillerinin yerine geçmesinde problem yaşanmaması için, öncelikle bir numune üzerinde test ediniz.

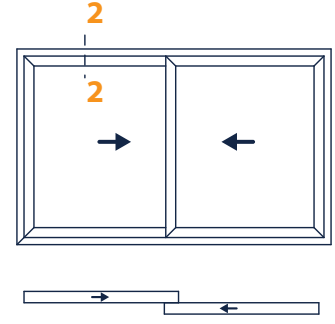
Aksesuarlar Accessories	Aksesuar Kodu Nr of Accessories	Malzeme Türü Material	Açıklama Description	Kullanıldığı Profil
	B1110027	Prinç	Prinç Tekli Rulman	2005
	B1110026	PVC	PVC Tekli Rulman	2005
	B7410008	Alüminyum	King Kilit	2005
	B7410010	Alüminyum	King Çekme Kol	2005
	B1120035	PVC	Sineklik Rulman	2086

Aksesuarlar Accessories	Aksesuar Kodu Nr of Accessories	Malzeme Türü Material	Açıklama Description	Koli Miktarı
	B4711000	Polipropilen	67x550 Fırça Fitol TRI-FIN	1200 mt. 
	B4711002	Polipropilen	69x700 Fırça Fitol TRI-FIN	900 mt. 
	B4711006	Polipropilen	67x600 Fırça Fitol TRI-FIN	1100 mt. 
	B4612001	Polipropilen	67x550 Fırça Fitol	1400 mt. 
	B4612002	Polipropilen	67x600 Fırça Fitol	1300 mt. 
	B4612003	Polipropilen	67x650 Fırça Fitol	1100 mt. 
	B4612004	Polipropilen	67x700 Fırça Fitol	1100 mt. 
	B4410007	EPDM	1,5-2 mm. Cam Fitol	255 mt. 
	B4410006	EPDM	2,5-3 mm. Cam Fitol	190 mt. 
	B4410004	EPDM	4 mm. Cam Fitol	166 mt. 
	B4410005	EPDM	5 mm. Cam Fitol	197 mt. 
	B4410008	EPDM	6 mm. Cam Fitol	120 mt. 

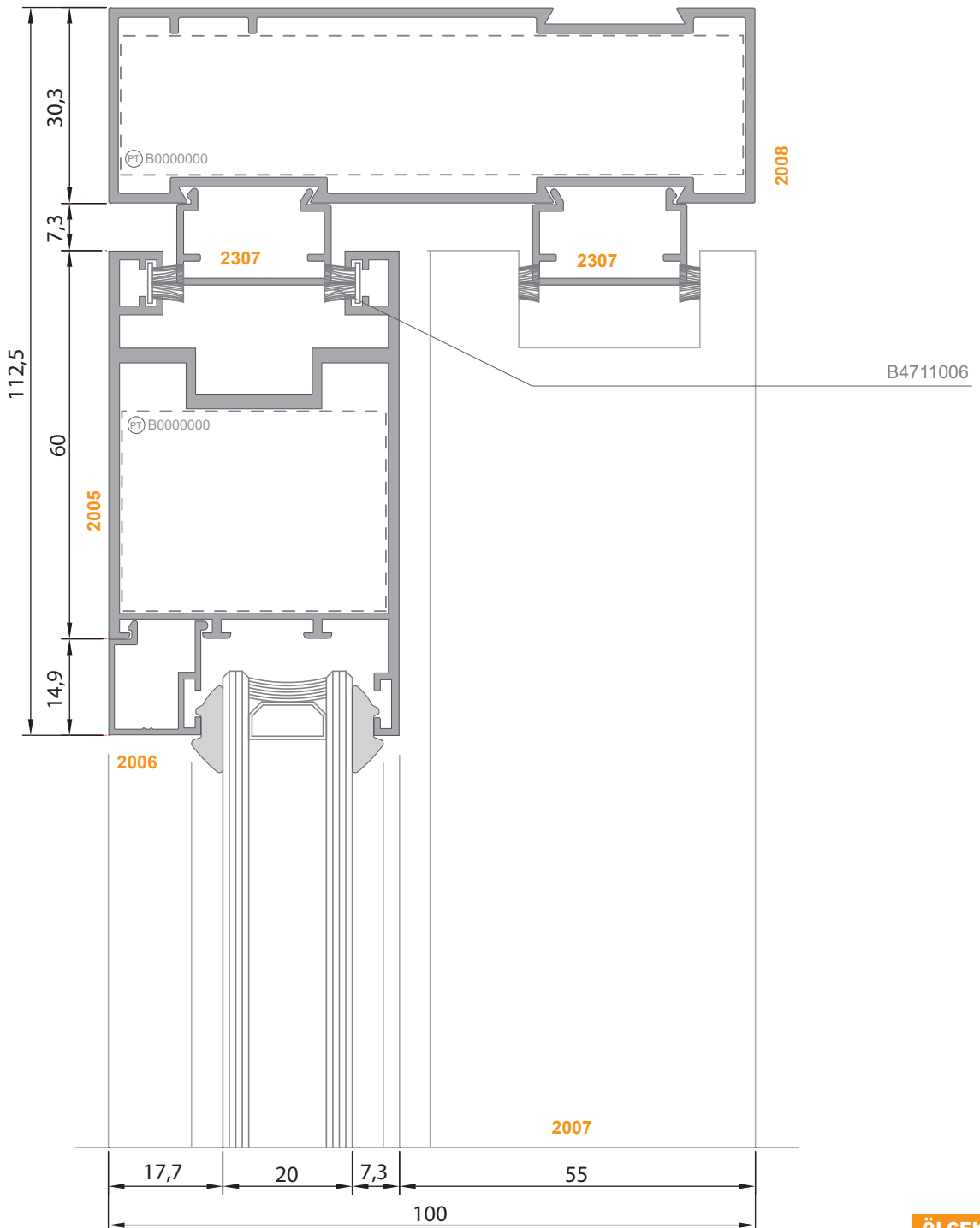
1-1 Detay



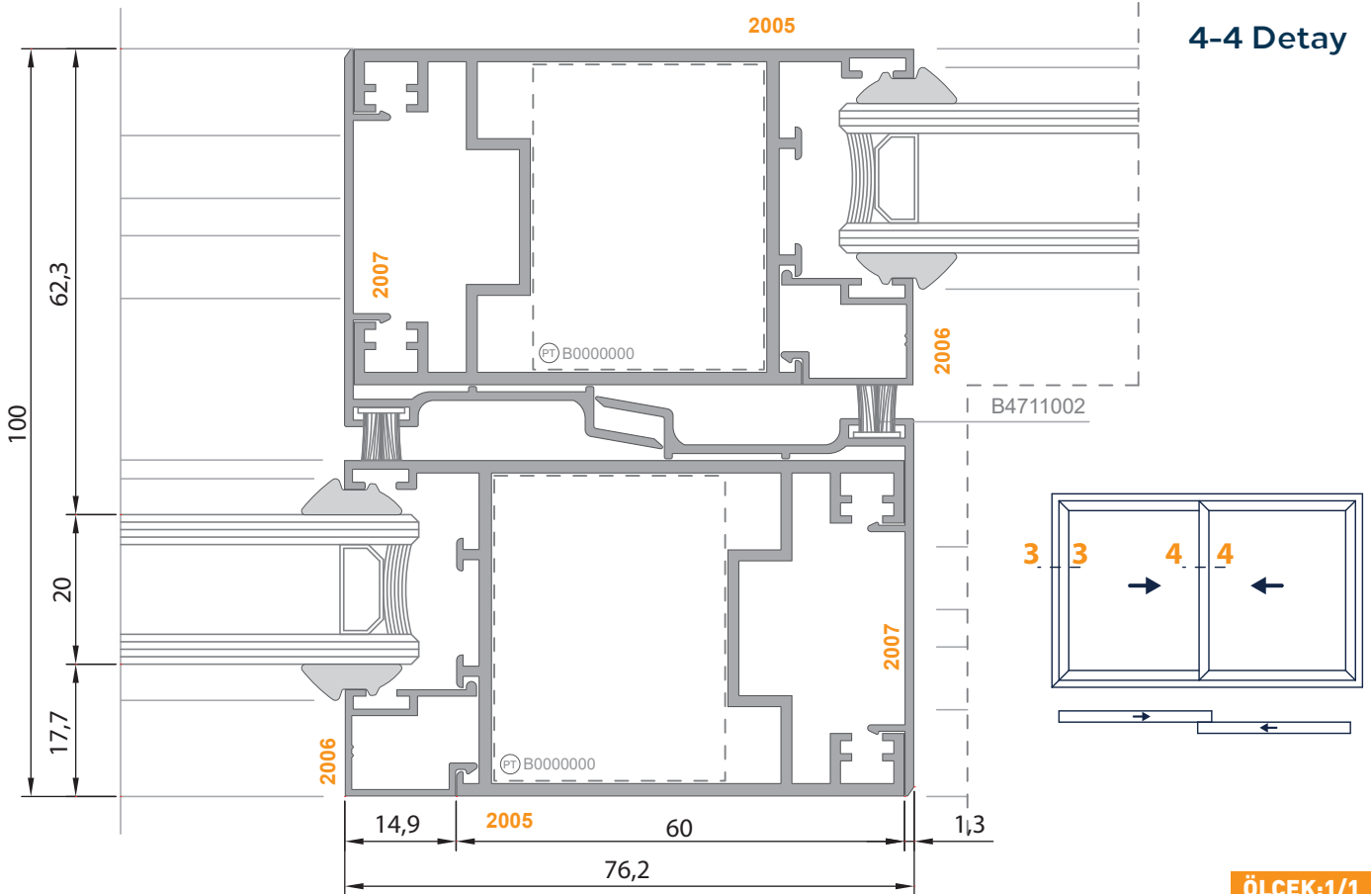
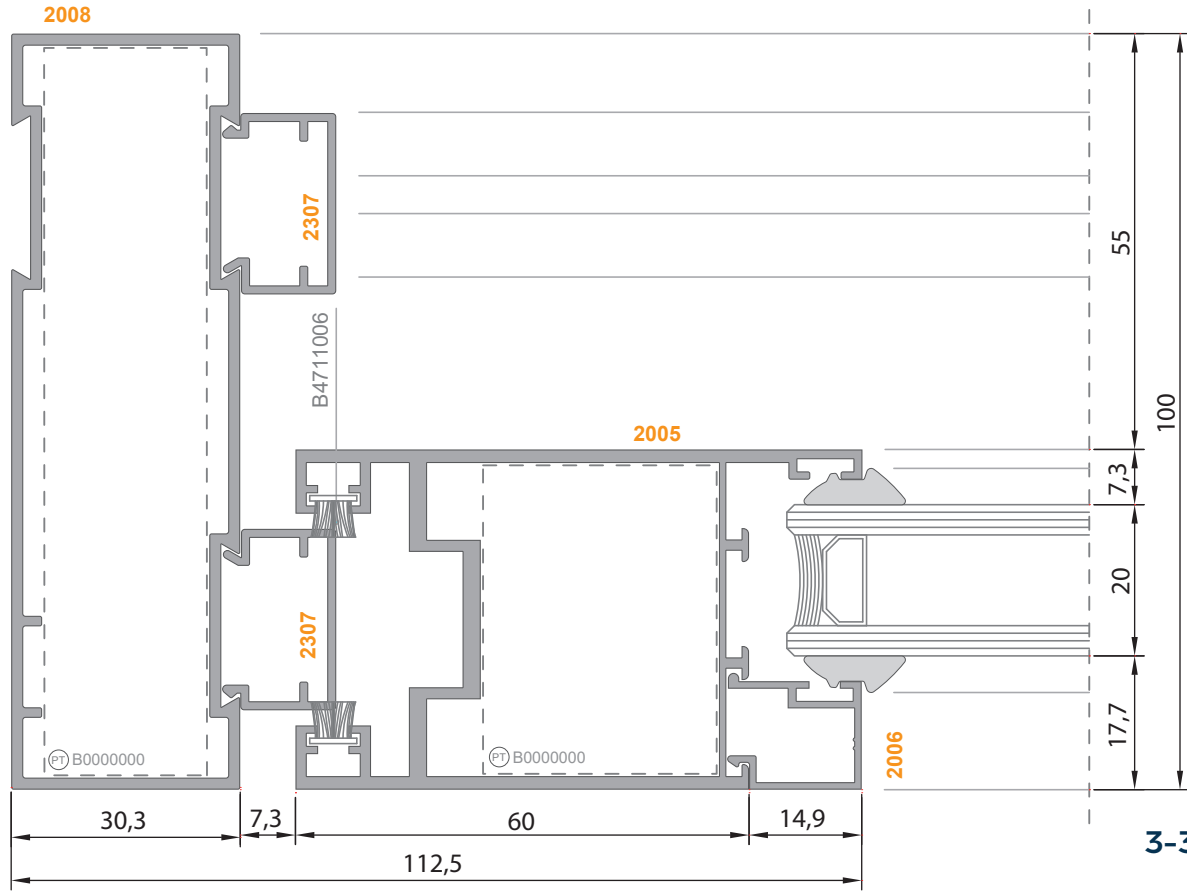
ÖLÇEK: 1/1



2-2 Detay



ÖLÇEK: 1/1



 **ALFORE**<sup>®</sup>

**BÜYÜK TUBA**  
YALITIMSIZ **SÜRME**  
SİSTEM